



# Commission Meeting Agenda

Thursday, March 2, 2023 at 9:30 a.m.

RSIC Presentation Center and Streaming Online at [www.rsic.sc.gov](http://www.rsic.sc.gov)

- I. Call to Order and Consent Agenda
  - A. Adoption of Proposed Agenda
  - B. Approval of December 2022 and January 2023 Minutes
- II. Chair's Report
- III. Committee Reports
- IV. CEO's Report
  - A. Consolidated Annual Investment Plan and Statement of Investment Objectives and Policies – Review; Consideration of Proposed Changes
- V. CIO's Report
  - A. Quarterly Investment Performance Update
- VI. Verus
  - A. Capital Market Expectations Review
- VII. Actuarial Update – GRS Actuarial Consultants
- VIII. Delegated Investment Report
- IX. Executive Session to discuss investment matters pursuant to S.C. Code Sections 9-16-80 and 9-16-320, including a comprehensive review of the bonds portfolio performance and a discussion of various underlying holdings, and a review of potential investments in the due diligence process; to discuss personnel matters, and to receive advice from legal counsel pursuant to S.C. Code Section 30-4-70(a)(1)-(2).
- X. Potential Action Resulting from Executive Session
- XI. Adjourn

**NOTICE OF PUBLIC MEETING**

*This notice is given to meet the requirements of the S.C. Freedom of Information Act and the Americans with Disabilities Act. Furthermore, this facility is accessible to individuals with disabilities, and special accommodations will be provided if requested in advance.*

**South Carolina Retirement System Investment Commission  
Meeting Minutes**

**December 1, 2022 9:30 a.m.  
Capitol Center  
1201 Main Street, 15<sup>th</sup> Floor  
Columbia, South Carolina 29201  
Meeting Location: 1201 Main Street, 15<sup>th</sup> Floor, Ste. 1510 & Streaming Online at  
www.rsic.sc.gov**

**Commissioners Present:**  
Mr. William H. Hancock, Chair  
Ms. Peggy Boykin, PEBA Executive Director  
Mr. William J. Condon, Jr.  
Mr. Kenneth F. Deon  
Mr. Edward Giobbe  
Ms. Melissa Schumpert  
Dr. Holley H. Ulbrich  
Mr. Reynolds Williams (absent)

**I. Call to Order and Consent Agenda**

Chair William H. Hancock called the meeting of the South Carolina Retirement System Investment Commission (“Commission”) to order at 9:38 a.m. Ms. Melissa Schumpert moved to approve the proposed agenda as presented. Mr. Kenneth Deon seconded the motion, which was approved unanimously.

The Commissioners then unanimously approved the minutes from the September 8, 2022 Commission meeting as presented.

**II. Chair’s Report**

Chair Hancock opened the floor for nominations for Commission Chair. Ms. Schumpert made a motion to elect Mr. Hancock as chair of the Commission for the term ending June 30, 2024. Mr. William J. Condon, Jr., seconded the motion, which was approved unanimously. Mr. Edward Giobbe then made a motion to elect Ms. Schumpert to serve as vice chair of the Commission for the term ending June 30, 2024. Mr. Condon seconded the motion, which was approved unanimously.

Chair Hancock then turned to a discussion of committee appointments. He presented the following slate of appointees: Ms. Peggy Boykin, Mr. Kenneth Deon, and Mr. Condon to the Audit and Enterprise Risk Management Committee (“AERMC”); and Ms. Schumpert, Chair Hancock, and Dr. Holley Ulbrich to the Human Resources and Compensation Committee (“HRCC”). Mr. Giobbe made a motion to approve Chair Hancock’s proposed slate. Ms. Schumpert seconded the motion, which was approved unanimously. A link to the discussion is below:

[https://www.youtube.com/watch?v=s6lqq\\_N1ufl&list=PLWggBnJJX7ksfB95gcRpo3MfttYDIRmly&index=1&t=75s](https://www.youtube.com/watch?v=s6lqq_N1ufl&list=PLWggBnJJX7ksfB95gcRpo3MfttYDIRmly&index=1&t=75s)

### **III. Committee Reports**

Chair Hancock recognized Mr. Michael Hitchcock, Chief Executive Officer (“CEO”), to give an update on the activities of the AERMC. Mr. Hitchcock noted that the AERMC had not met since the prior Commission meeting. An updated report would be issued prior to the next Commission meeting. Mr. Hitchcock reported that HRCC met recently to discuss staff changes since the previous Commission meeting. Additionally, the HRCC met in executive session to conduct the initial round of the CEO’s performance review and to discuss other personnel matters. A link to the Committee reports is below:

[https://www.youtube.com/watch?v=s6lqq\\_N1ufl&list=PLWggBnJJX7ksfB95gcRpo3MfttYDIRmly&index=1&t=265s](https://www.youtube.com/watch?v=s6lqq_N1ufl&list=PLWggBnJJX7ksfB95gcRpo3MfttYDIRmly&index=1&t=265s)

### **IV. CEO’s Report**

Chair Hancock recognized Mr. Hitchcock for the CEO’s report. Mr. Hitchcock stated that he had nothing to report.

### **V. Fiduciary Performance Audit Report**

Chair Hancock recognized Mr. Randy Miller and Mr. Steve Case of Funston Advisory Services, LLC (“Funston”), which was selected by the South Carolina Office of the State Auditor to perform a statutorily required fiduciary audit of the Commission. Mr. Miller noted that the Funston Team had completed their third review of the Commission, having previously performed reviews in 2014 and 2018. He gave the Commission an overview of the review process and the purposes of the audit as well as a summary of the Commission’s implementation progress concerning Funston’s recommendations from the 2018 review. He then turned the presentation over to Mr. Case to go over the effect of investment strategy changes implemented by RSIC. They then presented their findings and recommendations, which may be viewed in detail at the link below:

[https://www.youtube.com/watch?v=s6lqq\\_N1ufl&list=PLWggBnJJX7ksfB95gcRpo3MfttYDIRmly&index=1&t=365s](https://www.youtube.com/watch?v=s6lqq_N1ufl&list=PLWggBnJJX7ksfB95gcRpo3MfttYDIRmly&index=1&t=365s)

### **VI. CIO’s Report**

Chair Hancock introduced Mr. Geoffrey Berg, Chief Investment Officer (“CIO”), for the investment performance review through September 30, 2022. Mr. Berg reported that the quarter ending September 30, 2022 was a challenging one for markets and that the Portfolio had returned negative 3.77 percent, but had outperformed the benchmark by 1.25 percent. He noted that the Plan had distributed \$483 million in net benefit payments over the past twelve months, a substantial reduction over the past five years.

Mr. Berg turned to a review of the performance framework and noted that the Plan continued to see strong outperformance against both the Reference Portfolio and the Policy Benchmark over the last three years. He then shared that each asset class outperformed its respective benchmark during the quarter, a notable achievement during a bear market. He noted that due to the ongoing strong performance of private assets relative to public markets, the Plan continued to be above the high end of the range for both private equity and for total private markets. He also shared that the risk model readings reflect elevated estimated volatility across the board for all portfolios and slightly higher relative risk figures as well.

Mr. Berg then turned to a discussion of fees for the previous fiscal year. He shared that the Plan's aggregate investment fees and expenses were \$696 million. He explained that the alternative asset classes massively outperformed the traditional asset classes and became a much bigger allocation in the Plan as a result of that strong performance. Thus, the Plan's cost was largely determined by how well our alternatives performed. During the last fiscal year, every alternative asset class significantly outperformed its long-term expected return. He shared that the Plan's traditional stocks and bonds lost 13 percent during the last fiscal year but only cost the Plan about \$15 million to execute. The alternative asset classes, including private equity, private debt, real assets and hedge funds, earned more than 20 percent after all fees and expenses. Those fees and expenses totaled approximately \$682 million. In summary, he noted that the Plan's alternative strategies generated returns that were 13.5% better than the 70/30 Reference Portfolio after fees (a difference of more than \$5 billion). This continued strong performance from the alternative asset classes is a major contributing factor to both the Plan's outperformance during the year as well as the increase to the Plan's total costs.

Mr. Berg then turned to a discussion regarding the Plan's investments in passive equity index mandates, including why RISC made the decision to invest passively and the rationale for the platforms selected. He reviewed the Plan's history with active equity management and the factors that Staff considered in choosing to move to passive exposures, including the benefits of "at the source" tax reclaims and lower management fees. He shared that the Plan was paying slightly more than 3 basis points for its passive equity exposure while consistently outperforming the benchmark by forty basis points. He then noted that it would cost the Plan roughly \$11 million to sell the Plan's exposure on one platform and move it to another platform and could risk up to \$75 million per year if the new platform did not have a comparable tax reclaim solution. Mr. Berg then turned to a discussion of how investment managers vote proxies and informed the Commissioners that Staff had been in discussions with both BlackRock and State Street on the topic. He noted that Staff was exploring proxy voting solutions that would not place the economic benefits of the current implementation at risk but would resolve concerns relating to proxy voting. He then concluded his report.

A link to the CIO's report is below:



[https://www.youtube.com/watch?v=s6lgg\\_N1ufl&list=PLWggBnJJX7ksfB95gcRpo3MfttYDIRmly&index=1&t=4237s](https://www.youtube.com/watch?v=s6lgg_N1ufl&list=PLWggBnJJX7ksfB95gcRpo3MfttYDIRmly&index=1&t=4237s)

## VII. Verus Enterprise Risk Tolerance Survey

Chair Hancock introduced Mr. Mark Brubaker and Mr. Michael Patalsky of Verus Advisory, Inc., to preview the enterprise risk tolerance survey they will be conducting with the Commission over the next few months. A link to the discussion is below:

[https://www.youtube.com/watch?v=s6lgg\\_N1ufl&list=PLWggBnJJX7ksfB95gcRpo3MfttYDIRmly&index=1&t=7506s](https://www.youtube.com/watch?v=s6lgg_N1ufl&list=PLWggBnJJX7ksfB95gcRpo3MfttYDIRmly&index=1&t=7506s)

## VIII. Delegated Investment Report

Chair Hancock recognized Mr. Berg for the delegated investment report. The following delegated investments were closed by Staff since the September 8, 2022, Commission meeting:

Asset Class	Investment	Investment Amount	Closing Date
Real Estate	Equus Investment Partnership XII	\$75 M	September 30, 2022

## IX. Executive Session

Dr. Holley Ulbrich made a motion to recede into executive session to discuss investment matters, including specific co-investments and private debt investments, pursuant to S.C. Code Ann. Sections 9-16-80 and 9-16-320; to discuss personnel matters pursuant to S.C. Code Ann. Section 30-4-70(a)(1); and to receive advice from legal counsel pursuant to S.C. Code Ann. Section 30-4-70(a)(2). Ms. Schumpert seconded the motion, which was approved unanimously.

## X. Potential Actions Resulting from Executive Session

Upon return to open session, Chair Hancock noted that the Commission had discussed Mr. Hitchcock's performance review during the executive session. The Commission noted that it had requested additional information from Ms. Sally Fulkert, Director of Human Resources, and any salary adjustment would be made at a later date after communication with Mr. Hitchcock and will be disclosed to the public when finalized.

Then, Mr. Giobbe made a motion to direct the CEO and CIO to engage a third-party proxy advisor to manage proxy votes in accordance with state law requirements through the BlackRock Voter Choice program and through any other similar program offered by a passive equity provider. Dr. Ulbrich seconded the motion, which was unanimously approved.

## **XI. Adjourn**

There being no further business, Dr. Ulbrich made a motion to adjourn, which was seconded by Mr. Giobbe. The Commission adjourned at 4:37 p.m.

[Staff Note: In compliance with S.C. Code Section 30-4-80, public notice of and the agenda for this meeting was delivered to the press and to parties who requested notice and were posted at the entrance, in the lobbies and near the 15<sup>th</sup> Floor Presentation Center at 1201 Main Street, Columbia, S.C. by 4:36 p.m. on Tuesday, November 29, 2022]

**South Carolina Retirement System Investment Commission  
Meeting Minutes**

**January 3, 2023 at 2:00 p.m.  
Capitol Center**

**1201 Main Street, 15<sup>th</sup> Floor  
Columbia, South Carolina 29201**

**Meeting Location: 1201 Main Street, 15<sup>th</sup> Floor, Ste. 1510**

**Commissioners Present:**

Mr. William Hancock, Chair

Ms. Peggy Boykin, PEBA Executive Director (absent)

Mr. William J. Condon, Jr.

Mr. Kenneth F. Deon (absent)

Mr. Edward Giobbe

Ms. Melissa Schumpert

Dr. Holley H. Ulbrich

Mr. Reynolds Williams

**I. Call to Order and Consent Agenda**

Chair William H. Hancock called the meeting of the South Carolina Retirement System Investment Commission (“Commission”) to order at 2:00 p.m. Dr. Holley H. Ulbrich moved to approve the proposed agenda as presented, Ms. Melissa Schumpert seconded the motion, which was approved unanimously.

**II. Executive Session**

Mr. Edward Giobbe made a motion to recede into executive session to discuss personnel matters pursuant to S.C. Code Ann. Section 30-4-70(a)(1) and to receive advice from legal counsel pursuant to S.C. Code Ann. Section 30-4-70(a)(2). Ms. Schumpert seconded the motion, which was approved unanimously.

**III. Potential Actions Resulting from Executive Session**

Upon return to open session, Chair Hancock announced that the Commission took no action in executive session.

**IV. Adjourn**

There being no further business, Ms. Schumpert made a motion to adjourn, which was seconded by Mr. William J. Condon, Jr. The Commission adjourned at 5:18 p.m.


[Staff Note: In compliance with S.C. Code Section 30-4-80, public notice of and the agenda for this meeting was delivered to the press and to parties who requested notice and were posted at the entrance, in the lobbies and near the 15<sup>th</sup> Floor Presentation Center at 1201 Main Street, Columbia, S.C. by 10:25 a.m. on Friday, December 30, 2022]

# AIP/SIOP Review

Michael Hitchcock, CEO

- Clarifying RSIC's position that only pecuniary factors are considered when making investment decisions
  - Adds reference to "sole interest" and "exclusive purpose" standard (p. 4)
  - Explicit statement limiting the factors considered when making an investment decision to pecuniary factors (p. 22)
  - Provides greater clarity and transparency for proxy voting (p. 27)
- Conforming changes based on new capital market expectations (various)
  - 10-year forecast vs. 20-year previously
- Carries over FY 2022 strategic initiatives (p. 21)
- Changes the Portable Alpha benchmark to cash (*SOFR*) (p. 25)
- Asset exposure review is changed to monthly from weekly (p. 31)
- Several technical/formatting changes and updates (various)

# SOUTH CAROLINA RETIREMENT SYSTEM INVESTMENT COMMISSION



## CONSOLIDATED ANNUAL INVESTMENT PLAN AND STATEMENT OF INVESTMENT OBJECTIVES AND POLICIES

As amended and adopted on April 24, 20232



## ***Role of this Document***

The State of South Carolina administers five defined benefit pension plans: the South Carolina Retirement System (“SCRS”), the Police Officers Retirement System (“PORS”), the Retirement System for Members of the General Assembly (“GARS”), the Retirement System for Judges and Solicitors (“JSRS”), and the South Carolina National Guard Supplemental Plan (“SCNG”) (together, the “Plan”).

The South Carolina General Assembly established the Retirement System Investment Commission (“RSIC”) as a state agency in 2005 and provided it with the exclusive authority to invest and manage the assets of the Plan which it does in one group trust. RSIC is governed by an eight-member board (the “Commission”). The Commission is a co-fiduciary of the assets of the Plan along with the South Carolina Public Employee Benefit Authority Board (“PEBA”).

State law requires the Commission to adopt a Statement of Investment Objectives and Policies (“SIOP”) and to review it annually and to either amend it or reaffirm it. The SIOP establishes investment and performance objectives, policies and guidelines, roles, responsibilities, and delegation of authority for the management of plan assets. State law also requires RSIC’s Chief Investment Officer (“CIO”) to develop an Annual Investment Plan (“AIP”) which must be presented to and adopted by the Commission prior to May 1<sup>st</sup> of each year. Pursuant to state law, relevant portions of the SIOP may constitute parts of the AIP.

In order to ensure consistency and agreement between the SIOP and AIP, the Commission has consolidated the requirements of both into one document which it will review annually prior to May 1<sup>st</sup>. As part of the annual review, the Commission will amend or reaffirm, as it deems appropriate, those portions of this document intended to meet the requirements of the SIOP and the Commission will consider the CIO’s recommendation of any necessary changes to those portions of this document intended to meet the requirements of the AIP. In order to assist the Commission and the CIO in meeting their respective annual requirements, RSIC’s Chief Executive Officer (“CEO”) will provide a guide that designates those portions of this document that are required by the SIOP and those that are required by the AIP.

The consolidated AIP and SIOP takes effect July 1, 20232.



## **TABLE OF CONTENTS**

<b>I. STRATEGIC PURPOSE, INVESTMENT OBJECTIVE, AND BELIEFS .....</b>	<b>4</b>
<b>II. ROLES AND RESPONSIBILITIES .....</b>	<b>9</b>
<b>III. ASSET ALLOCATION .....</b>	<b>11</b>
<b>IV. STRATEGIC INITIATIVES .....</b>	<b>20</b>
<b>V. INVESTMENT POLICIES .....</b>	<b>21</b>
<b>VI. INVESTMENT AUTHORITY DELEGATION POLICY.....</b>	<b>33</b>
<b>VII. SECURITIES LITIGATION POLICY .....</b>	<b>36</b>
<b>VIII. PLACEMENT AGENT POLICY .....</b>	<b>40</b>
<b>IX. SUDAN DIVESTMENT POLICY .....</b>	<b>43</b>
<b>X. LONG-TERM ANNUALIZED RETURN AND VOLATILITY EXPECTATIONS .....</b>	<b>47</b>
<b>XI. TABLES 1 AND 2 (PRIOR VERSIONS).....</b>	<b>48</b>

**I. STRATEGIC PURPOSE, INVESTMENT OBJECTIVE, AND BELIEFS**

**A. Purpose**

The goal of the State’s five defined benefit plans is to provide a lifetime of benefits in retirement to those who have dedicated a career of public service to the State and its political subdivisions. The funding to secure this promise of benefits comes from two sources - contributions made by the employee and employer and the investment return earned on the assets of the Plan. The General Assembly has provided the Retirement System Investment Commission with the sole authority to invest and manage the assets of the Plan. Thus, RSIC’s purpose is to earn an investment return that aids in fulfilling the promise of benefit payments to our current and future retirees and their beneficiaries.

**B. Investment Objective**

RSIC’s primary investment objective is to design an investment program that produces a long-term rate of return that when added to contributions, funds current and future benefit payments. In doing so, RSIC must remain mindful that the Commissioners, CEO, and CIO are named fiduciaries to the Plan’s active employees, retirees, and their beneficiaries (collectively “beneficiaries”). ~~and~~ The Plan’s fiduciaries must carry out their respective responsibilities to invest and manage the Plan’s assets solely in the interest of the Plan’s beneficiaries, for the exclusive purpose of providing benefits, and in keeping with the highest duty of care the law recognizes. As a result, the return the investment program seeks to achieve should involve taking a prudent amount of investment risk.

Further, RSIC cannot design an investment program in isolation, but must instead design a program consistent with the realities of the Plan that is guided by the Plan’s particular design, structure, and risk factors. An important guiding consideration is that the Plan is mature and as a result experiences net negative cash flows, in that the amount of annual contributions into the Plan are is-less than the annual amount of benefit payments flowing out of the Plan. As a result, the investment program must be designed in a way to provide sufficient liquidity to fund the net benefit payments to current retirees.

The investment program also must be guided by the consideration that the respective systems comprising the Plan are underfunded, in that the discounted liabilities of each system exceed the actuarial value of each system’s assets. The ~~2022~~ 21 Actuarial Valuation report from the Plan’s actuaries shows the funded status of each system as:

<u>SCRS</u>	<u>PORS</u>	<u>GARS</u>	<u>JSRS</u>	<u>SCNG</u>
<u>56.755.2</u> %	<u>65.464.3</u> %	<u>61.356.1</u> %	<u>46.24</u> <u>3.6</u> %	<u>58.554.1</u> %

The underfunded nature of the Plan presents the risk that the Plan’s assets will be insufficient to support future benefit payments. As a result, the investment program must also be designed in a way to grow the assets of the Plan to support payments to future retirees and their beneficiaries. The General Assembly did take significant action to address the underfunded nature of the Plan in the 2017 Pension Reform Bill. The 2017 Pension Reform Bill requires that the unfunded accrued actuarial liability (“UAAL”) amortization period for SCRS and PORS be reduced by one year each fiscal year until each plan reaches a twenty-year amortization period. In order to support meeting this requirement, the



General Assembly significantly increased contributions into ~~the~~ SCRS and PORS. It should be noted that because of these efforts, the funding levels for both SCRS and PORS improved over the prior fiscal year and the amortization periods for SCRS and PORS have been reduced to 1720 years and 1618 years respectively. Thus, RSIC is tasked with designing an investment portfolio that balances the need to provide sufficient liquidity to fund current net benefit payments while also growing the portfolio ~~to it~~ aid in providing benefits to future retirees.

Another guiding factor is that the General Assembly has set 7 percent as the assumed annual rate of investment return on the Plan's assets. The assumed rate of return not only serves as the discount rate to determine the net present value of the Plan's liabilities, but also serves as the primary driver of the Plan's funding policy. Investment performance relative to the assumed rate of return determines whether contribution rates are sufficient to meet the funding goals and requirements of the Plan.

RSIC realizes that investment performance will not meet or exceed the assumed rate of return every year, but rather strives to construct an investment portfolio that will meet or exceed this rate of return over time at a prudent level of market risk, in keeping with its fiduciary duty to the Plan's beneficiaries. ~~Given the historically low interest rate environment,~~ RSIC recognizes that achieving a long-term rate of return that exceeds the assumed rate ~~of return~~ requires investing the portfolio in a greater percentage of assets with relatively higher ~~risk expected volatility than would otherwise be required if interest rates were at historic average levels~~. As a result, the investment portfolio will experience greater market volatility which not only impacts the probability of the investment return exceeding the assumed rate over time, but also correspondingly impacts the probability of reaching the funded status goals of the Plan without requiring additional contribution rate increases.

As a result, RSIC works to design an investment program that maximizes the probability that the Plan will meet the General Assembly's funded status goals, but also given the high level of contribution rates, strives to minimize the probability that the Plan will need require additional contributions above those already required. RSIC believes that it can design an investment program with a significant probability of meeting or making significant progress towards both concerns as demonstrated by the stochastic analysis of our funded status expectations for SCRS set out in Table 1 below and a similar analysis of our contribution rate expectations set out in Table 2 below.

TABLE 1

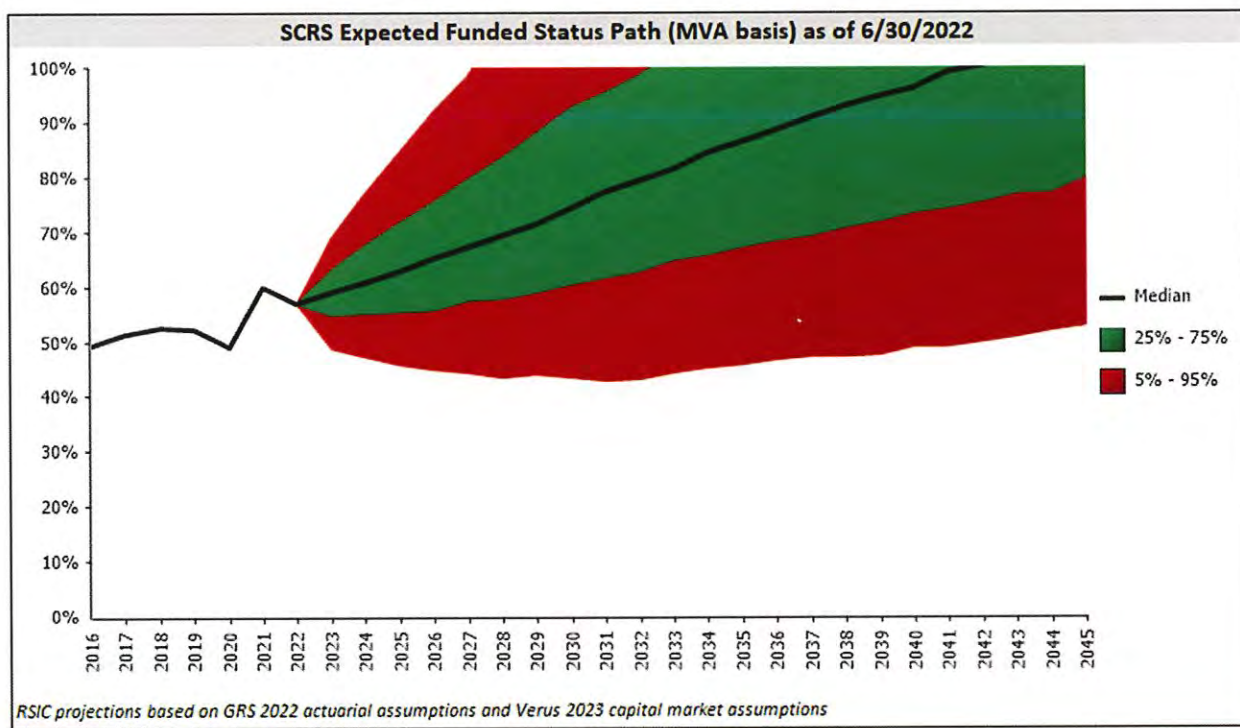
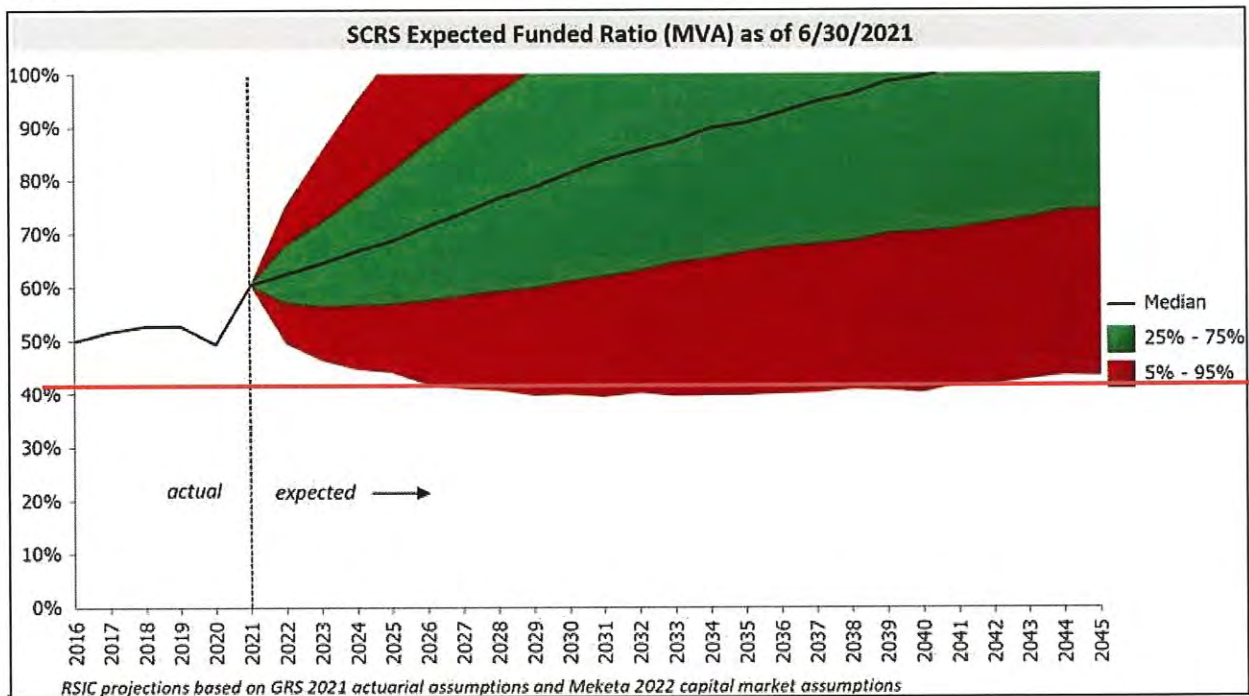


Table 1 tracks the actual, as well as expected, funded status of SCRS since 2016, the year prior to the passage of the 2017 Pension Reform Bill. SCRS is used as the example because its assets comprise the greatest percentage of the total assets of the five systems. The reason for the stochastic approach

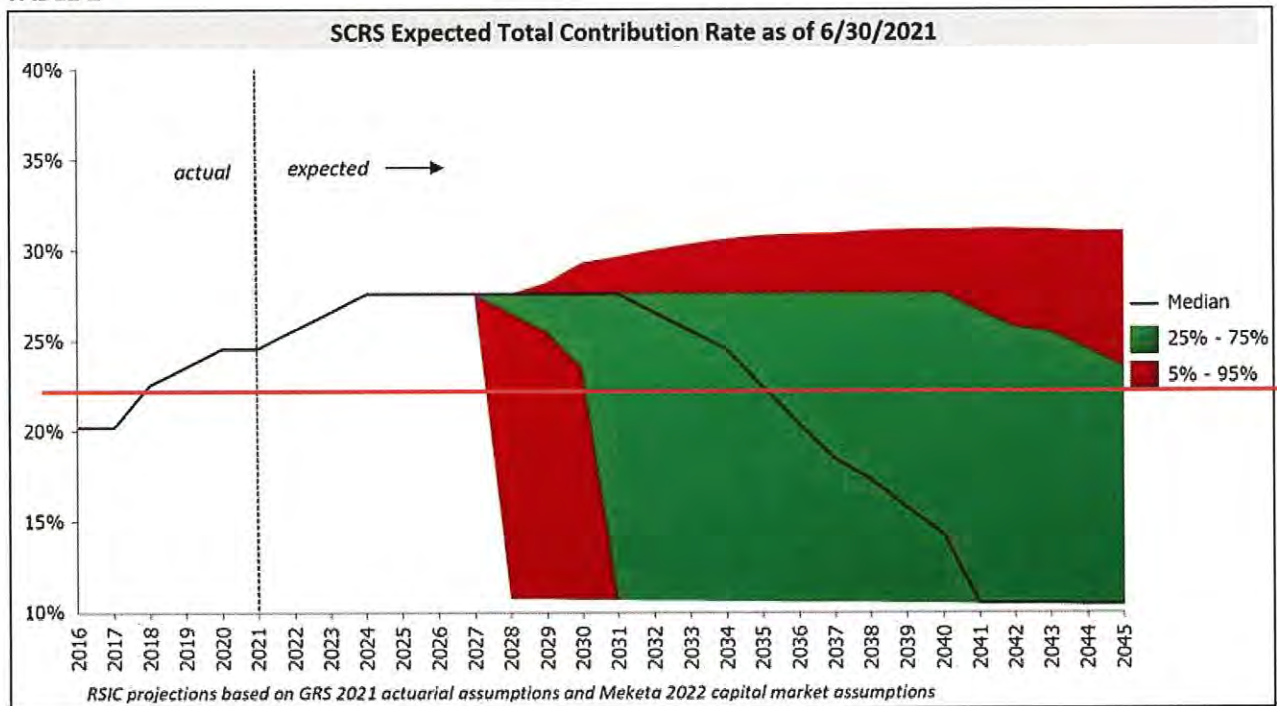


to the expected funded status is to demonstrate the impact of market volatility on the probable funded status of SCRS through time. The model upon which the simulation is based incorporates the actual structure, components, and assumptions of SCRS, including the contribution policy put into effect by the 2017 Pension Reform Bill. The model uses the Commission’s Policy Portfolio, described below, as the investment portfolio and includes thousands of iterations based on the 20232 long-term capital market and volatility expectations provided by the Commission’s Investment Consultant. The long-term expected return and volatility for the Policy Portfolio is discussed in Section III(D) below.

As can be seen in this table, the base case scenario is that SCRS reaches fully funded status by 20421, which is within the funded status goals set by the 2017 Pension Reform Bill. However, if the Plan were to experience the unfavorable 95<sup>th</sup> percentile scenario, the funded status of the Plan would not improve and would be expected to be in approximately the same funded position in thirty years that it is in currently. ~~The base case scenario to reach fully funded status has decreased by 5 years over the base case scenario in the corresponding 2021 analysis.~~

The table also shows the actual improvement of the funded status of SCRS since 2016. The actual improvements shown on the table is attributable to additional contributions flowing into SCRS resulting from the 2017 Pension Reform Bill and better than forecasted investment returns since the bill’s passage. As of the 20221 -Actuarial Valuation, the amortization period for SCRS is 20 17 years which is eight six years ahead of the 2017 Pension Reform Bill’s requirement of 256 years. As for PORS, the amortization period is 168 years which is ahead of the Pension Reform Bill’s requirement of 256 years.

TABLE 2



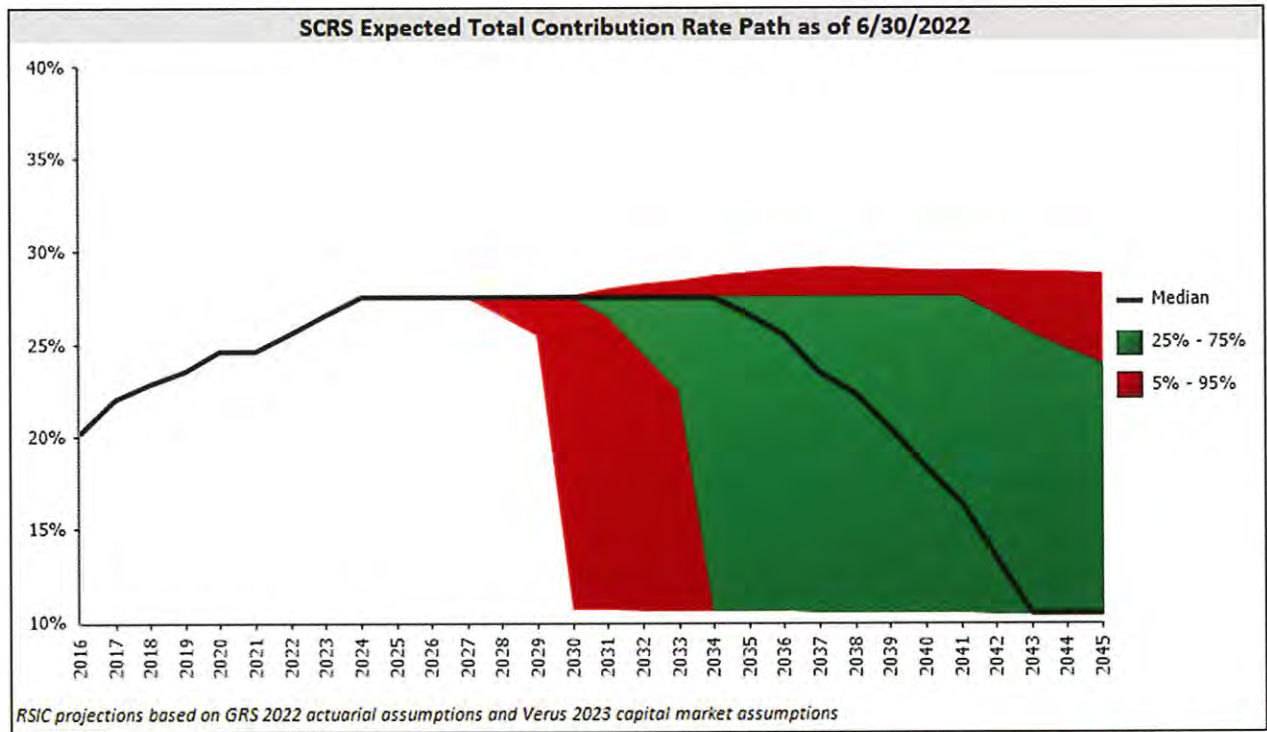


Table 2 tracks the actual, as well as expected, total employer and employee contribution rates for SCRS since 2016. This table also employs a stochastic approach to the expected combined contribution rate to more accurately demonstrate a range of probable outcomes due to market volatility. This analysis is based on the same assumptions used to produce Table 1.

As indicated in this table, the base case scenario shows combined employer and employee contribution rates for SCRS increasing to 27.56 percent pursuant to the schedule required by the 2017 Pension Reform Bill. The contribution rates are then expected to level off and begin to decline in 2034~~1~~ *which is a decrease of four years as compared to the 2021 analysis.* The contribution rates are projected to decline to the 10 percent normal cost contribution rate by 2043~~1~~ *, which is a decrease of six years compared to the 2021 analysis.* The table indicates that there is some probability that contribution rates may increase above the 27.56 combined contribution rate required by the 2017 Pension Reform Bill. (Appendix XI contains historical versions of Tables 1 and 2 for each year since 2020 based on the corresponding year's capital market expectations).

### C. Beliefs

As fiduciaries, the Commission and staff of RSIC are charged with exercising their roles and responsibilities to the Plan's participants and beneficiaries with the highest duty of care that the law recognizes. In order to ensure consistency in approach to decision making that is commensurate with this fiduciary duty and focused on achieving the investment objective, the Commission and RSIC staff have adopted a set of core beliefs to ensure that we are collectively guided by a unifying set of principles.

**Belief 1** – We believe that asset allocation is the main driver of an investment portfolio's risk, return, and cost.

**Belief 2** – We believe that investors must be rewarded for incurring additional risk, cost, and



complexity.

**Belief 3** – We believe that we are long-term investors which requires us to instill *discipline* and *patience* into our investment decision making and assessment process.

**Belief 4** – We believe that achieving our investment objective requires an organization with strong governance, that maintains core values, and employs talented professionals. In order to do this, we must:

1. establish a governance structure with clear lines of authority and means to assess the quality of decision making and resulting performance;
2. recruit and retain a talented investment and operational staff consistent with our Core Values of:
  - a. Humility,
  - b. Intellectual Curiosity, and
  - c. Team Player
3. achieve a deep understanding of value creation through the investment process;
4. emphasize risk awareness and focus on mitigating investment and enterprise risk; and
5. provide the foundation, infrastructure, and systems necessary to meet the investment objective and mitigate risk.



## II. ROLES AND RESPONSIBILITIES

1. In 2005, RSIC was established by South Carolina law to invest and manage the assets of the State's five defined benefit retirement plans. RSIC invests and manages the assets of all five plans in one group trust. RSIC is governed by an eight-member Commission. The Commission's primary purpose is to set the strategic direction for an investment program that is consistent with its fiduciary duty and strives to earn an investment return that when combined with contributions fulfills the promise of benefit payments to the Plan's current and future retirees and their beneficiaries. This includes setting a long-term asset allocation that meets the Commission's investment objective, oversight of the implementation of the investment portfolio and the business affairs of RSIC, approving certain investments, ensuring legal and ethical integrity, and maintaining accountability. The Commission also adopts a series of governance policies that define the roles and responsibilities of Commissioners and staff and provide general guidance for the operation of RSIC as an agency. (RSIC Governance Policies can be found at: <https://www.rsic.sc.gov/documents/2017.07.14%20Governance%20Policy%20Manual.pdf>).

2. The Commission employs a CEO, who serves as the primary figure of accountability for RSIC. The CEO serves as the chief administrative officer of RSIC as an agency and is charged with the affirmative duty to carry out the mission, policies, and directives of the Commission. The CEO is delegated the Commission's authority necessary, reasonable, and prudent to carry out the operations and management of RSIC as an agency and to implement the Commission's decisions and directives. The CEO also serves as the chief risk officer for the organization. The CEO is charged with employing a CIO and all other agency staff who serve at the will of the CEO. The CEO is also delegated the final authority to close all investments and must certify that investments made pursuant to the Commission's Investment Authority Delegation Policy meet the requirements of the policy (*see* SECTION VI for the Investment Authority Delegation Policy).

3. The CIO manages RSIC's investment functions subject to the oversight of the CEO. RSIC primarily invests Plan assets by allocating capital to external investment managers who implement specific investment strategies to provide the exposures necessary to meet the requirements of the Commission's strategic asset allocation. The Commission has implemented an Investment Authority Delegation Policy which provides the CIO with the final authority to invest with external investment managers subject to the limits of the policy. For a proposed investment that exceeds the delegation policy, the CIO determines whether the investment is presented to the Commission for final approval. The CIO is also granted certain authority to manage the implementation and exposure of the portfolio. The CIO through the management of the investment staff also oversees investment risk management, investment manager oversight, and other related activities.

4. The Executive Team is currently comprised of the CEO, CIO, Chief Operating Officer ("COO"), and Chief Legal Officer ("CLO") and serves as RSIC's primary management committee and aids the CEO in making strategic organizational and operational decisions.

5. The Internal Investment Committee ("IIC") is a committee of senior staff appointed by the CEO and is chaired by the CIO. The IIC's responsibilities are provided by the IIC Charter but the IIC is primarily responsible for serving as the committee that vets and recommends new investments to the CIO for approval and execution, or recommendation to the Commission for its approval.



6. The Commission engages a general investment consultant (“Investment Consultant”), who reports to the Commission and assists and advises the Commission on asset allocation, asset/liability study, performance reporting, benchmarking/peer group comparisons, and general investment education and advice. The CEO manages the day-to-day relationship with the Investment Consultant. RSIC Staff may rely on the Consultant for data resources, external analyst inputs, and access to educational materials. The CEO may also retain specialty consultants to serve as an extension of RSIC Staff in Private Equity, Private Debt, Real Estate, Infrastructure, and Hedge Funds.

7. The Internal Audit function is governed by the Commission’s Audit and Enterprise Risk Management Committee and is primarily provided through external service providers. An internal staff member coordinates the relationship with external service providers and assists the committee with performing its duties and functions. The purpose of the Internal Audit function is to provide independent, objective assurance and recommendations designed to add value and improve RSIC operations. It assists the entity in accomplishing its objectives by bringing a systematic, disciplined approach to evaluate and improve the effectiveness of risk management, control, and governance processes.

8. The Enterprise Risk Management and Compliance (“ERM and Compliance”) function reports to the CEO and serves as the primary staff to aid the CEO in fulfilling the role of chief risk officer. The ERM and Compliance function coordinates with the Executive Team and other staff on the assessment of, and provides oversight related to the identification and evaluation of, major strategic, operational, regulatory, informational, and external risks inherent in the business of RSIC. ERM and Compliance is also responsible for overseeing the process for monitoring compliance with RSIC policies and applicable laws.

9. The Public Employee Benefit Authority (“PEBA”) is a separate agency that administers a comprehensive program of retirement benefits, performing fiduciary duties as stewards of the contributions and disbursements for the Plan. PEBA is responsible for producing GAAP basis financial statements for the Plan and maintains a general ledger to support that process. The financial statements that are produced by PEBA contain information regarding the investments made by the Commission and as such contain the official accounting records for Plan investments. The financial statements are presented in accordance with GAAP and comply with the Governmental Accounting Standards Board standards. The financial statements are audited annually by an independent audit firm hired by the State Auditor’s Office.

10. The Commission and the PEBA Board serve as co-trustees of the Plan’s assets. PEBA is the custodian of the Plan’s assets and RSIC is responsible for the Plan’s custodial banking relationship.

11. Subject to the approval of the State Fiscal Accountability Authority, PEBA designates the Plan’s Actuary. The Commission is a third-party beneficiary to the contract with the Plan’s Actuary, with full rights to all actuarial valuations prepared by the actuary.

12. The South Carolina General Assembly has the authority to control the budget and staffing for RSIC and to set the actuarial annual assumed rate of return for the Plan. Starting in early 2021, and every four years thereafter, in consultation with the Commission and the Retirement System’s Actuary, PEBA proposed an assumed annual rate of return to the General Assembly that took effect at the beginning of the 2021-2022 fiscal year because the General Assembly took no action to amend or reject the recommendation. The General Assembly also conducts periodic legislative oversight hearings of RSIC.



### III. ASSET ALLOCATION

#### A. Purpose

The Commission's primary responsibility is to establish an investment program that is designed to meet the Commission's investment objective. The most significant action the Commission takes in fulfilling this responsibility is by setting the long-term asset allocation. The Commission designs a portfolio that includes a mix of assets that it believes will likely generate a long-term rate of return that meets its investment objective which is conditioned by its fiduciary duty to only expose the Plan's assets to a prudent level of market risk. The target, or Policy Portfolio, is established with a long-term perspective and the Commission does not expect to change the portfolio to react to short-term market conditions or frequent fluctuations in capital market expectations.

The Commission recognizes employing a long-term perspective has certain risk management benefits. Most notably, this discourages the temptation to react to short-term market trends, which can lead an investor to chase returns in asset classes that have become expensive due to recent appreciation. The Commission believes that adherence to this long-term perspective will produce its greatest benefits during periods of adverse market conditions, during which time the Policy Portfolio will serve as a stabilizing force for the investment program.

State law also requires the Commission to diversify the assets of the investment portfolio and to consider: (i) general economic conditions; (ii) the possible effect of inflation or deflation; (iii) the role that each investment or course of action plays within the overall portfolio; (iv) the needs for liquidity, regularity of income, and preservation or appreciation of capital; and (v) the adequacy of funding for the Plan based on reasonable actuarial factors.

#### B. Background

The Commission undertook a review of the existing Policy Portfolio in early 2019. At the time the Commission began this process, the Policy Portfolio was comprised of eighteen separate asset classes with twenty-one different benchmarks. Many of the asset classes had small target weights – several with less than three percent. Both the CIO and the Investment Consultant expressed concern that the Policy Portfolio was overdiversified and required a high level of complexity to exist in the Actual Portfolio without a clear improvement in risk or return. The Commission found this to be inconsistent with its investment belief that investors must be rewarded for incurring additional risk, cost, and complexity. The Commission also believed that the existing Policy Portfolio established the wrong balance between its role as setting the strategic direction of the investment program and investment staff's role in implementing the portfolio. As a result, the Commission determined that a more consolidated Policy Portfolio was in order which valued simplicity and required complexity in the Actual Portfolio to prove its value. The Commission determined that key to this effort was developing a series of benchmarks that would collectively form a Portfolio Framework to clearly determine the value of investment decisions.

#### C. Reference Portfolio

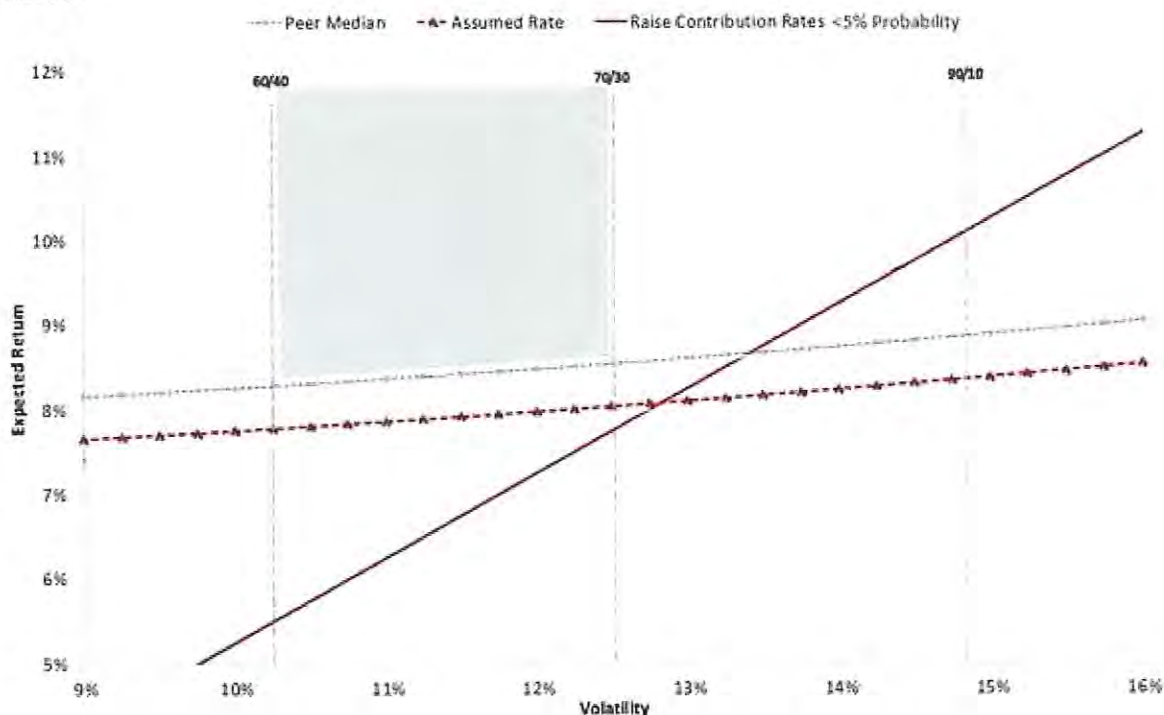
The Commission decided that it would begin the development of this framework by setting a Reference Portfolio. The Reference Portfolio would be a simple two asset class benchmark portfolio comprised of stocks and bonds. The point of the Reference Portfolio was not to limit the portfolio to a simple mix of stocks and bonds, but rather to set a risk reference for establishing the Policy Portfolio. The Reference Portfolio would not serve as a risk limit for the Policy Portfolio, but rather a barometer

to measure the value over time of diversifying into a multi-asset class portfolio.

The Commission attempted to set the allocation of the Reference Portfolio to one consistent with a portfolio that most closely expressed the risk required to earn a return that is expected to exceed the assumed annual rate of return while also avoiding a greater than 5 percent probability of requiring additional contributions increases in the next five years (other plan risks were also contemplated but would also be avoided because these risks would either fall along the same line or to the right of the red risk line represented on Table 3 below). In setting the Reference Portfolio, the Commission was mindful that South Carolina law provides that no more than seventy percent of the portfolio may be invested in equities. The law does not limit the types of assets that could make up the other thirty percent of the portfolio, which could conceivably include assets like high yield bonds which have an imbedded equity risk factor. However, the Commission believed it was prudent to constrain the Reference Portfolio to no more than seventy percent equity risk, as expressed by a seventy percent allocation to equities, and to mitigate the equity risk with a thirty percent allocation to bonds.

The Commission considered the appropriate Reference Portfolio at its April and June 2019 meetings. The Commission determined that a 70 percent Global Public Equities (*MSCI ACWI IMI Net*) and 30 percent Bonds (*Bloomberg Barclays Aggregate*) portfolio best represented the volatility of a diversified portfolio of assets that would be expected to earn a return that exceeds the assumed annual rate of return over time while also avoiding a greater than 5 percent probability of requiring additional contributions increases in the next five years. The Commission reached consensus on this allocation as the Reference Portfolio Benchmark. In reaching this consensus, the Commission accepted that a Reference Portfolio with a risk level associated with a seventy percent allocation to equities was prudently necessary to meet its investment objective.

**Table 3**





#### D. Policy Portfolio

The Commission then began establishing a Policy Portfolio that would serve as the Commission's long-term asset allocation. The Policy Portfolio would be a multi-asset class portfolio with similar expected volatility as the Reference Portfolio. The Policy Portfolio would be expected to consolidate the existing eighteen asset class Policy Portfolio into a more simplified allocation without substantially impacting the expected return, but with a similar level of risk as the Reference Portfolio. The purpose of setting the Policy Portfolio's risk target to that of the Reference Portfolio was to reveal the performance impact gained through diversification.

However, unlike the Reference Portfolio, the Policy Portfolio would be a portfolio that could be held and, in any respect, would serve as the gravitational pull to a more simplified Actual Portfolio.

The Commission considered the transition to a more simplified Policy Portfolio at its April and June 2019 meetings and reached consensus on the transition to the simplified target allocation in Table 4 below.

**Table 4**

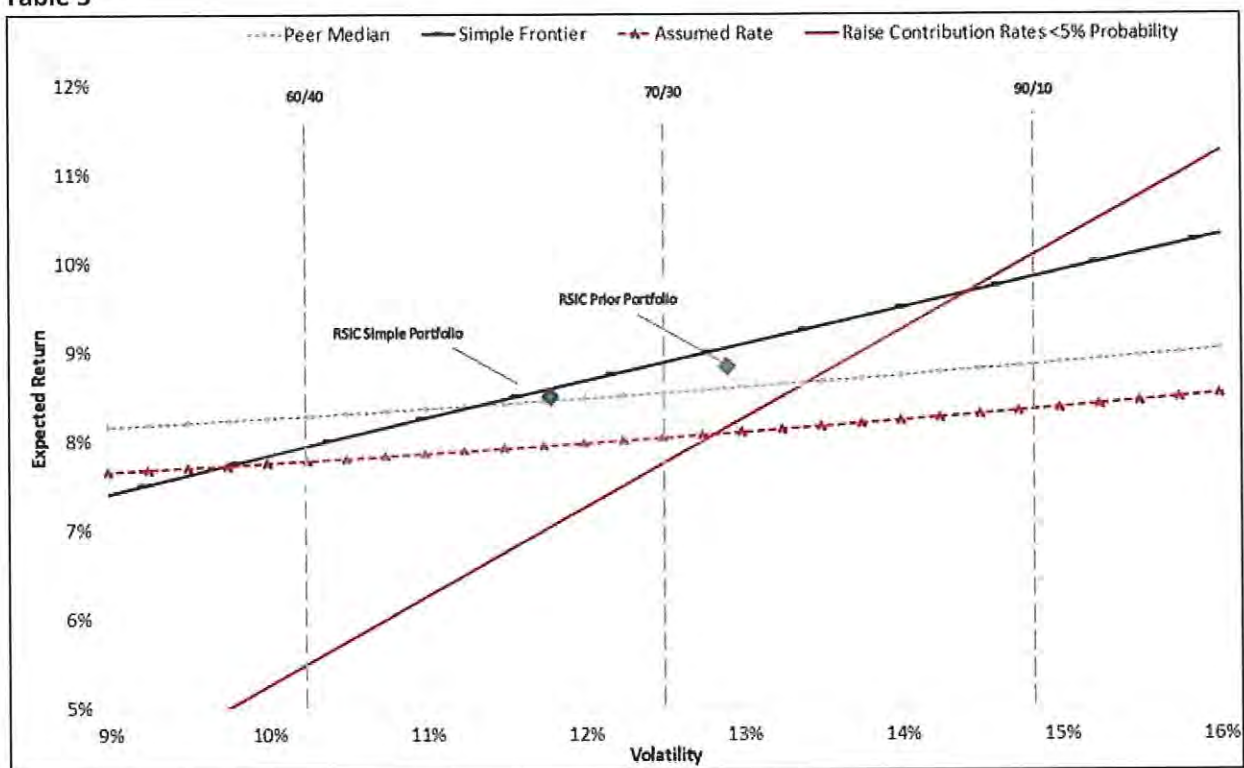
Legacy Asset Allocation		Current Asset Allocation	
Nominal IG Bonds	6	Bonds	26
Treasuries	5	Private Debt	7
TIPS	2	Global Equity	46
Mixed Credit	4	Private Equity	9
EM Debt	4	Real Assets	12
Private Debt	7		
US Equity	18		
Developed Int'l Equity	11		
EM Equity	6		
Equity Options	7		
Private Equity	9		
Real Estate (Public)	1		
Real Estate (Private)	8		
Infrastructure (Public)	1		
Infrastructure (Private)	2		
PA Hedge Funds	10		
GTAA	7		
Other Opportunistic	1		

The Commission also analyzed whether the Policy Portfolio would meet the Commission's long-term investment objective in that it would likely exceed the assumed rate of return and avoid risks particular to the plan including not meeting the General Assembly's funded status objectives and avoiding a significant probability of requiring additional contribution increases. This analysis was based on the Investment Consultant's 2019 Capital Market Expectations.

As demonstrated in Table 5<sup>2</sup>, the Policy Portfolio would be expected to:

1. exceed the assumed rate of return,
2. compare favorably to the simple frontier<sup>3</sup>,
3. compare favorably to the risk of the Reference Portfolio Benchmark; and
4. experience a less than 5 percent probability of requiring additional contributions increases in the next five years (again other plan risks were also contemplated but would also be avoided because these risks would either fall along the same line or to the right of the risk line represented on the table).

Table 5



In reaching consensus on the asset allocation, the Commission also considered what role each asset class would play in the overall portfolio with each asset class performing the primary role of growth, diversification, or yield:

**Public Equity:** This asset class includes investments in the stock of publicly traded companies. The purpose of public equity in the portfolio is growth. The excess return expectations for this asset class are low. The asset class is highly liquid and can be accessed with minimal implementation cost.

<sup>2</sup> Although the Investment Consultant's long-term capital market expectations are based on projected asset class returns over twenty years, the Reference and Policy Portfolios' risk and return were calculated using these expectations to produce thirty-year results.

<sup>3</sup> The simple or efficient frontier comprises investment portfolios that offer the highest expected return for a specific level of risk. In this case, the investment portfolios along the simple frontier are limited to a mix of the five asset classes from the simplified portfolio shown in Table 4.



**Bonds:** This asset class includes investments in debt securities issued by governments, corporations, or other issuers. The primary purpose of bonds in the portfolio is diversification and the secondary purpose is to provide yield. The excess return expectations for this asset class are low and the asset class is expected to provide a persistent source of return while remaining highly liquid. Bonds are expected to serve a stabilizing purpose in times of market stress.

**Private Equity:** This asset class includes equity investments in privately held companies. Investors have historically been compensated with incremental return over comparable public equity investments in exchange for lower liquidity and increased business risk as compared to the public markets. The primary role of private equity in the overall portfolio is growth with an expected long-term return that exceeds public equity. The excess returns of this asset class are a source of magnitude of return for the portfolio the value of which is expected to exceed the higher cost of implementation as compared to public equity.

**Private Debt:** This asset class includes investments that provide alternative financing to businesses or assets and are in competition with traditional capital market or bank financing. Investors are compensated with incremental return over what can be achieved through traditional forms of lending in exchange for lower liquidity as compared to liquid credit markets and for serving as a solutions provider to these businesses. The primary role of this asset class in the portfolio is yield. The expectations for the consistency of return above what can be achieved through bonds or the liquid credit markets is high.

**Real Assets:** This asset class includes investments in physical assets like real property and infrastructure, as opposed to financial assets like stocks and bonds. The primary role of this asset class is diversification with the secondary purposes of providing inflation protection and yield. Although the expected liquidity for this asset class is low, the expectations for excess return are high.

**Table 6**

	<b>Public Equity</b>	<b>Private Equity</b>	<b>Bonds</b>	<b>Private Debt</b>	<b>Real Assets</b>
<b>Primary role in portfolio (asset allocation)</b>	Growth	Growth	Diversification	Yield	Diversification
<b>Secondary role in portfolio (asset allocation)</b>			Yield		Yield
<b>Return expectation (20Y benchmark return)</b>	High	> Public Equity	Low	> Bonds	Moderate
<b>Alpha expectation where active: magnitude vs. cost</b>	Low	High	Moderate	Moderate	Moderate
<b>Consistency of excess return</b>	Low	Moderate	Moderate	High	High
<b>Expected liquidity</b>	Very high	Very Low	Very high	Low	Low
<b>RSIC Target Portfolio Expected Cost</b>	Low	High	Low	Moderate	Moderate

The Commission believes that this change in approach to a five asset-class Policy Portfolio shifts the paradigm to one which values simplicity and holds a more complex portfolio accountable for improving risk-adjusted returns. A crucial component to ensure this accountability is having the appropriate benchmarks for the Policy Portfolio. The Commission was guided by the CFA Institute's recommendations that benchmarks are (i) specified in advance, (ii) appropriate, (iii) measurable, (iv) unambiguous, (v) reflective of investment options, (vi) owned, and (vii) investable. At its September 2019 meeting, the Commission reached consensus on the benchmarks in Table 7 for the Policy Portfolio.



Table 7

<b>Asset Class</b>	<b>Benchmark<sup>4</sup></b>
Public Equity	<i>MSCI ACWI IMI Net</i>
Bonds	<i>Bloomberg Barclays Aggregate</i>
Private Equity	<i>Burgiss Private Equity</i>
Private Debt	<i>S&amp;P LSTA +150 bps</i>
Real Assets	<i>NCREIF ODCE Net</i>

<sup>4</sup> The Private Equity and Private Debt portfolios and benchmarks will be reported on a 3-month lag.

MSCI ACWI IMI Net - Morgan Stanley Capital International All Country World Index Investable Market Index; S&P LSTA - Standard & Poor's Loan Syndication and Trading; and NCREIF ODCE – National Council of Real Estate Investment Fiduciaries Open End Diversified Core Equity.

Based on the 2019 Capital Market Expectations provided by the Commission's Investment Consultant that the Commission utilized when reaching consensus on the Policy Portfolio, the Policy Portfolio would have been expected to achieve a twenty-year annualized rate of return of a 7.83 percent with an expected volatility of 11.69 percent. The portfolio would have been expected to have a 58.41 percent probability of earning a twenty-year annualized rate of return that met or exceeded the then assumed rate of return of 7.25 percent.

In the years since the Commission adopted the Policy Portfolio, the annual capital market expectations have fluctuated primarily in response to significant market movement during the prior year. Based on the 2023~~2~~ Capital Market Expectations provided by the Commission's General Investment Consultant, the Policy Portfolio is expected to achieve a 10~~20~~-year annualized rate of return of 7.4~~6.71~~ percent with an expected volatility of 11.9~~12.51~~ percent. ~~The portfolio is expected to have a 45.3 percent chance of achieving a 20-year annualized rate of return that exceeds the 7 percent assumed rate of return. Although these return expectations are lower than the projections at the time the Policy Portfolio was adopted, the expectations are not unreasonable given the significant appreciation in capital markets since the Policy Portfolio was adopted and reasonably reflect the degree of expected return that has been pulled forward during that time period.~~ The return expectations also show a notable slight improvement over 2022~~1~~ expectations, when the Policy Portfolio was expected to earn a 10~~20~~-year annualized rate of return of 6.0~~6.56~~ percent with an expected volatility of 12.0~~12.52~~ and a 43.1~~43.1~~ percent probability of achieving the 7 percent assumed rate of return. ~~Further, it is expected that the continued use of Portable Alpha increases the expected return to 6.91 percent with an expected volatility of 13.06 percent and a 48.3 percent probability of achieving a 20-year annualized rate of return that exceeds the 7 percent assumed rate of return. The difference in return expectations is attributable to the significant negative market performance in 2022.~~

The Commission believes that long-term investors should resist the temptation to adjust their long-term asset allocation in response to short term volatility in capital market expectations. As a result, the Commission believes that there is no interim asset allocation change to the Policy Portfolio that is absolutely critical to meeting its long-term investment objective and the Commission will not depart from the asset allocation review schedule established in Subsection H.

#### **E. Implementation Portfolio Benchmark**

The Commission recognizes that the CIO and investment staff may add value by structuring the Actual Portfolio in a manner that deviates from the Policy Portfolio target weights or may also pursue a strategy that causes the composition of an asset class to differ from the policy benchmark. As a result, the Commission provides the CIO and the investment staff with the discretion to structure the portfolio within the asset class and sub-asset class ranges in Table 8. In order to measure the risk and return impact of these portfolio structure decisions, the Commission employs an Implementation Portfolio Benchmark that aggregates the underlying benchmarks of each asset class and sub-asset class strategy according to their actual weights. Providing this discretion while establishing a structure that measures the value of these



decisions also sets the right balance of accountability for Commission decisions and those of the CIO and investment staff.

**Table 8**

<b>Asset Class</b>	<b>Target</b>	<b>Range</b>	
Public Equity	46%	30%	60%
Domestic	Index	Index +/- 6%	
Developed Non-US	Index	Index +/- 6%	
Emerging Market	Index	Index +/- 4%	
Equity Options	0%	0%	7%
Bonds	26%	15%	35%
Core Bonds (IG)	26%	10%	35%
Inflation-linked (IG)	0%	0%	5%
Mixed Credit (non-IG)	0%	0%	8%
EM Debt	0%	0%	6%
Net Cash/Short Duration	0%	0%	7%
Private Equity	9%	5%	13%
Private Debt	7%	3%	11%
Real Assets	12%	6%	18%
Real Estate	9%	5%	13%
Infrastructure	3%	0%	5%

#### **F. Manager Selection**

The Commission also recognizes that the CIO and investment staff strive to add additional value through manager selection. In September 2017, the Commission through the adoption of the Investment Delegation Policy delegated investment manager selection decisions to the CIO and investment staff within clearly defined limits and exceptions. The Investment Authority Delegation Policy is set out in Section VI. The value of manager selection is discernable by comparing the Implementation Portfolio Benchmark and the Actual Portfolio.

#### **G. Performance Reporting**

Essential to the Commission's oversight function is performance reporting that makes clear the value of three major investment decisions: diversification, portfolio structure, and implementation. The Commission charges staff with developing a Portfolio Reporting Framework that easily allows the Commission to judge the value of these three investment decisions by comparing the relative performance between the Reference Portfolio, Policy Portfolio, Implementation Portfolio, and Actual Portfolio:

1. Diversification (Policy Portfolio Benchmark vs. Reference Portfolio Benchmark): The comparison of the Policy and Reference Portfolios Benchmarks reveals the value from

diversification beyond a simple two-asset portfolio. The benefit of designing these portfolios with the same level of expected volatility is that the performance differential is an indication of the impact of diversification, rather than being a function of an expected risk differential. The Commission should expect to see the value of diversification in this comparison over rolling five-year periods. Although these portfolios were established with the same level of expected volatility, the risk of these portfolios is expected to diverge during discrete periods of time but would generally be expected to rise and fall together over time.

2. *Portfolio Structure (Implementation Portfolio Benchmark vs. Policy Portfolio Benchmark)*: This comparison supports an assessment of the quality of the portfolio structure. It reveals the performance impact of the decisions to structure the portfolio differently than the Policy Portfolio Benchmark. These impacts can be broken down into those resulting from the *weights* of asset classes and those resulting from the *composition* of asset classes. The Commission should see the positive performance impact of implementation benchmark decisions over rolling three-year periods. The reporting framework also include risk reports to highlight whether and how changes in portfolio structure alter the risk characteristics of the portfolio.

3. *Implementation (Actual Portfolio vs. Implementation Portfolio Benchmark)*: This comparison aids in the evaluation of the quality of implementation, a key component of which is the impact of manager selection. The Commission should expect to see differential individual manager performance as compared to the implementation benchmark over short periods of time, but the Commission should expect in aggregate to see consistent value added through manager selection. Providing this additional comparison between the Actual Portfolio and the Implementation Benchmarks also disaggregates the performance gained through portfolio structure and that gained through manager selection. As a result, the Commission may evaluate the quality of each of these portfolio decisions when previously the actual portfolio was simply compared to an individual policy benchmark that combined both portfolio structure and manager selection decisions. This additional look through provides the Commission with an enhanced ability to effectively exercise oversight over both portfolio structure and investment manager selection decisions made by the investment staff.

#### H. Asset Allocation Review

The Commission will conduct an Asset-Liability Management Study and asset allocation review every five years. The Commission will continue to receive long-term capital market expectations from the Investment Consultant annually and assess the impact to the expected return and volatility of the Reference and Policy Benchmark Portfolios. However, consistent with its beliefs and long-term approach to asset allocation, the Commission intends to limit interim asset allocation changes to those the Commission determines are absolutely critical to meeting its long-term investment objective and are commensurate with its risk tolerance and fiduciary duties.



#### IV. STRATEGIC INITIATIVES

~~IV.~~

The Strategic Initiatives described in this Section are major ongoing staff projects contemplated to last up to three years and are likely to have a more significant impact to the portfolio, asset class, or an investment strategy than typical decisions. The CIO will include changes to these initiatives as part of the annual AIP proposal and will provide a quarterly update on progress towards these initiatives at regular Commission meetings.

1. Risk Management – The Quantitative Solutions Group will continue to improve risk monitoring at the Portfolio, asset class, and manager levels. The team will place special emphasis on improving the quality of risk reporting at these levels.<sup>5</sup>
2. End of Fund Life - Establish a discipline to evaluate private investments approaching the end of fund life to optimize asset class performance.
3. Human Capital – Analyze the impact of anticipated baseline changes on asset class staffing needs and align human capital resources with updated portfolio priorities to ensure optimal coverage to source and perform due diligence on potential new investments.

---

<sup>5</sup> The Quantitative Solutions Group is a subset of the Investment Team responsible for quantitative analytical support on prospective investment managers as part of the investment due diligence process, and also for monitoring and reporting on investment risk.

## V. INVESTMENT POLICIES

### A. General

1. The Commission and staff must only consider pecuniary factors when making an investment decision or when allocating capital to an external investment manager. A “pecuniary factor” is a factor that a prudent person in a like capacity would reasonably believe has a material effect or impact on the financial risk or return on an investment, including a factor material to assessing an investment manager’s operational capability, based on an appropriate investment horizon consistent with a retirement system’s investment objectives and funding policy. The term excludes “non-pecuniary factors” which is any factor or consideration that is collateral to or not reasonably likely to effect or impact the financial risk and return of the investment and include but are not limited to the promotion, furtherance, or achievement of environmental, social, or political goals, objectives, or outcomes. The closing documentation of every investment must include the CEO’s certification that the decision to make the investment is based solely on pecuniary factors and is not being made to promote, further, or achieve a non-pecuniary purpose including but not limited to the promotion, furtherance, or achievement of environmental, social, or political goals, objectives, or outcomes.

1.2. IIC and Investment Approval Process - State law provides that the AIP is to be implemented by the Commission through the CIO. RSIC employs a team of investment professionals that support the CIO in carrying out investment management duties and responsibilities. One key component of this infrastructure is the IIC. The IIC assists the CIO by reviewing and providing recommendations to the CIO regarding proposed investments. The IIC also routinely monitors the Portfolio’s investment performance and reviews relevant policies and procedures as part of its oversight function. The Commission adopted an Investment Authority Delegation Policy which grants the CIO the ability to approve those investments which fall within the parameters of this policy, subject to the oversight of the CEO. Other investments are presented to the Commission for its approval.

2.3. Due Diligence – The Investment Team maintains investment due diligence policies to provide consistency and oversight to the investment process. The Initial Due Diligence Policy outlines the key tenets of the RSIC’s decision-making process in hiring investment managers. The Ongoing Due Diligence Policy outlines the process and criteria used to evaluate the retention/termination of external investment managers. Both due diligence policies are tested annually by either an Agreed Upon Procedures review by an independent auditor or by the Director of Enterprise Risk Management & Compliance. The results of this review are provided to the Audit and Enterprise Risk Management Committee.

3.4. Counterparty Risk Management – The Quantitative Solutions Group monitors two sources of potential counterparty risk: (1) the overlay program and (2) the System’s master custodial bank. While the risk arising from the overlay program is actively monitored by its external manager, as an added layer of oversight, the Quantitative Solutions Group is responsible for reviewing and reporting on the external manager’s prudent management of these counterparty risks.

#### 4.5. Investment Strategies, Objectives, and Performance Standards:

- i. In Section III.D, the Commission described the characteristics and established the role each asset class plays in the Policy Portfolio. Within defined limits and constraints, the Commission provides the CIO and investment staff the ability to structure the portfolio for each asset class in a manner that fulfills the role the asset class plays in the portfolio. The investment staff maintain a “Baseline” document for each asset class that creates a shared understanding of how the portfolio will be structured to achieve the purpose of the asset class established by the Commission. In general, the annual plan for an asset class will involve measures designed to improve its alignment with its Baseline. The following items are detailed in the Baseline document:
  - a. The rationale and purpose of the asset class established by the Commission;
  - b. Target steady-state asset class exposures (including sub-strategies, geographies, or other relevant factors);



- c. The target return, characteristics (income vs. appreciation), and expected active vs. passive implementation breakdown; and
  - d. An estimate of normal cost to implement the portfolio, and an estimate of the flex cost which may be incurred when market conditions present compelling opportunities.
- ii. Baselines also address the following broader issues:
- a. The role private investments play in the Portfolio;
  - b. The mix of private vs. public market investments; and
  - c. How the portfolio is likely to change over time.
- iii. The Baseline document is reviewed and updated, as necessary, at least annually, and all RSIC employees are encouraged to present suggested revisions to any Baseline. Proposed changes to the Baseline documents are presented to the IIC for review and to the CIO for approval. In addition to addressing the investment objectives and performance standards for each asset class, the Baseline also serves as a guide to workflow and portfolio management decisions. Investment decisions are reviewed against the Baseline for portfolio fit.
- iv. As part of the individual asset class in-depth examination at each Commission meeting, the investment staff will also provide a review of the particular asset class Baseline, progress towards attaining the Baseline, and any material deviations from the Baseline.
- v. The Commission will be informed promptly of any material change to a Baseline at the next Commission meeting following the change.

#### 5-6. Allowable Investments and Limitations:

- i. With certain limitations discussed below, State law provides that RSIC may invest “in any kind of property or type of investment consistent with” Title 9, Chapter 16 of the S.C. Code and Section 9-1-1310. These investments include, but are not limited to, futures, forward contracts, swaps, and options, equities, bonds, loans, 144(A)’s, exchange traded funds, American Depository Receipts, real property, and real estate investment trusts. These investments may be listed, exchange traded, or over the counter, negotiated contracts or investments.
- ii. In addition to the instruments outlined above, for every asset class, a variety of investment structures may be utilized depending on the nature of a particular investment. In accordance with the terms of the investment limitations outlined in this policy, these structures may include, but are not limited to, mutual funds, limited partnerships, limited liability companies, strategic partnerships, trusts, commingled vehicles, fund-of-funds, and separately managed accounts in which assets may be held by either the Retirement System’s master custodial bank or an external custodian who is selected and monitored by the external manager or general partner.
- iii. Any investment structure and the underlying instruments must be of a type generally expected to obtain exposure to an asset or sub-asset class contained in Table 8, Section III.
- iv. State law imposes certain limited restrictions on the investment of the Portfolio. The managers of the Portfolio’s accounts **other than** index funds, commingled funds, limited



partnerships, derivative instruments, or the like, are required to assist the Commission in meeting its obligations under S.C. Code Ann. §9-16-55, which sets forth limitations on investment in certain types of companies that are engaged in active business operations in Sudan. See Section IX for additional information.

v. The Commission has also established a policy prohibiting an investment in any security or obligation issued by a company or a corporation that is a known sponsor of terrorist organizations or of a company domiciled in a country that is a recognized sponsor of terrorism or terrorist organizations as based on reports from the Office of Terrorism and Financial Intelligence of the Department of Treasury and the Country Reports on Terrorism by the Office of the Coordinator for Counterterrorism of the U.S. Department of State.

~~6.7.~~ Internal Management and Overlay Program – Currently, the ~~investment~~ staff **actively manages certain Cash and Short Duration accounts, and** performs distribution management **which is the** (management and disposition of in-kind distributions received from external investment managers or third parties). In addition, the CIO has discretion to use synthetic instruments, derivatives, equity baskets, and exchange traded funds in order to implement the asset allocation or otherwise manage the portfolio in accordance with the ranges established by the Commission. The Overlay program functions as a means by which the CIO and Investment Staff manage exposures and manage risk in an efficient manner using synthetic instruments, exchange-traded-funds/notes, equity or fixed income baskets, options, futures, swaps, and forward currency contracts.

~~7.8.~~ Portable Alpha – The Commission provides the CIO with the discretion to use Portable Alpha Strategies not to exceed –15 percent of total plan assets. The use of Portable Alpha is an implementation decision that is reflected in the Implementation Portfolio Benchmark. The benchmark for Portable Alpha Strategies is **the Secured Overnight Financing Rate (SOFR) HFRI Conservative Fund of Funds less LIBOR<sup>6</sup>**.

~~8.9.~~ Alternative Investments – The Commission has established guidelines applicable to its alternative investments, which include Hedge Funds and Private Markets Assets:

- i. The Commission's initial commitment to a fund will not exceed 25 percent of the committed capital of that fund, unless the Commission, or the CEO for a delegated investment, specifically waives or suspends this restriction (a) in order to take advantage of a new firm or product that has not yet built an asset base, or (b) in the case of a fund that has been created specifically for RSIC (e.g., a single LP fund) or specifically for RSIC and a limited number of other investors (e.g., two member LP fund or LLC). The closing certification for any delegated investment for which the CEO waives this requirement must conspicuously note that this limitation is being waived and identify the basis for the waiver;
- ii. Unless otherwise approved by the Commission, no more than 15 percent of an alternative asset investment allocation may be invested with a single manager, general partner, or single fund, with the exception of Funds of One and Strategic Partnerships;
- iii. Staff will notify the Commission if the collective exposure to Private Equity, Private Debt, Private Real Assets exceeds 30 percent of total plan assets; and
- iv. Hedge funds may not exceed 15 percent of total plan assets.

~~6 HFRI – Hedge Fund Research Performance Index~~

~~9. Equity investments not to exceed 70 percent~~ – State law provides that the AIP must also include the minimum and maximum allocations to equity investments on an ongoing basis, not to exceed 70 percent. The allowable ranges for equity investments are set forth in Table 8, Section III. While State law does not stipulate whether the limitation of 70 percent is based on cost or market value, the Commission manages this limitation by the amount of exposure to equity on a market value basis. Therefore, if the exposure to equity investments exceeds 70 percent of the total market value of the Portfolio, the CIO is required to rebalance the Portfolio.

10. Managing Cost – In accordance with State law, the AIP addresses methods for managing the costs of RSIC’s investment activities. RSIC strives to earn the highest risk-adjusted return on a net of fees basis and recognizes that cost is an important variable to consider. The Investment Team actively engages in an array of strategies to reduce the cost of the Portfolio, including the following:

- i. Increasing the initial investment size;
- ii. Seeking aggregation discounts from firms with which we have multiple investment strategies;
- iii. Utilizing co-investments in private markets;
- iv. Quantifying and monitoring the effectiveness of active implementation across public market asset classes; and
- v. Requesting reductions to, or elimination of, management fees, as appropriate.

11. Risk:

- i. All investments carry some degree of risk. The focus of the RSIC risk function is managing and monitoring these risks to ensure that the Portfolio’s risks are appropriate and that the overall level of risk taken is consistent with meeting the Commission’s investment objective. Key risk initiatives are:
  - a. Incorporating the Plan’s liability structure into the investment decision process; and
  - b. Developing and refining tools to facilitate the incorporation of System liabilities into portfolio management.
- ii. RSIC Staff monitors risk levels both in absolute terms, but also in relation to the Reference Policy benchmark established by the Commission’s asset allocation. This is accomplished using a mix of proprietary and third-party systems and tools.
- iii. At the Portfolio level, Staff will:
  - a. Maintain the Portfolio’s asset allocation within the limits established by this policy;
  - b. Employ an appropriate level of diversification and adhere to the limits within this policy or as contracted with the manager;
  - c. Adhere to policies and procedures established by the Commission; and



- d. Maintain adequate liquidity for benefit payments and capital calls.
- iv. Staff provides the Commission with risk reporting as part of the Portfolio Performance Framework to ensure that risk remains within acceptable levels and to judge the value of portfolio structure and manager selection decisions on a risk adjusted basis.

12. Manager Monitoring Guidelines - RSIC Staff maintains an Ongoing Due Diligence Policy that outlines the manager monitoring requirements in detail. In summary, the Investment Team is required to perform periodic reviews of each active manager. These reviews contribute to the decision to either retain or terminate that manager. These reviews involve both quantitative and qualitative assessments in order to ensure that any decision is made fairly and consistently, and to avoid untimely or undisciplined decisions that may adversely impact returns. Additionally, the Investment Team reviews audited financial statements, compliance certifications, and investment fees on an annual basis. Compliance with the Ongoing Due Diligence Policy is reviewed annually through an Agreed Upon Procedures audit performed by an independent auditor.

13. Proxy Voting -- (1) Shareholder proxy votes must be cast in a manner in keeping with fiduciary duty and in a manner that is consistent with the best interest of the trust fund, based on pecuniary factors, and most likely to maximize shareholder value over an appropriate investment horizon. Any engagement with a company regarding the exercise of shareholder proxy votes or the proposal of a proxy question, must be based on pecuniary factors and for the purpose of maximizing shareholder value, except that RSIC may engage with a company to express opposition to the proposal of or the merits of a proxy question that does not have a pecuniary impact.

(2) To the extent that it is economically practicable, RSIC must retain the authority to exercise shareholder proxy rights for shares that are owned directly or indirectly. RSIC may retain a proxy firm or advisory service to assist it in exercising shareholder proxy rights, but only if the proxy advisor has a practice of and commits to follow proxy guidelines that are consistent with the requirements of item (1).

(3) RSIC may only allocate capital to a public equity investment strategy if the manager of the investment strategy has a practice of and commits in writing to meet the requirements of item (1), unless it is not economically practicable to do so, or it is necessary to avoid the concentration of assets with any one or more investment managers. For any public equity investment strategy for which the manager does not have a practice of and does not commit in writing to meet the requirements of item (1), a summary of the terms, fees, and performance of the investment must be included in RSIC's annual investment report and published in a conspicuous location on the RSIC's website.

~~13. (4) The Commission must annually review compliance with this section regarding the exercise of shareholder proxy rights. The Commission must review a report that summarizes the votes cast by or on the Commission's behalf or at the Commission's direction. The report must include a vote caption, RSIC's vote, the recommendation of company management, and the recommendation of any proxy advisor retained by RSIC. This report must be posted in a conspicuous location on the Commission's website. Managers of separate accounts are authorized and directed to vote all proxies, or to direct the Physical Custodian to vote proxies, in keeping with the manager's duties under federal and state law to act in the best interest of the Plan and to maximize shareholder value, and generally to exercise any of the powers of an owner with respect to the assets under the manager's control, subject at all times to the absolute right of the Commission to direct the voting of proxies upon written notification to the manager. Those separate account managers which vote proxies must provide a written annual summary to RSIC summarizing~~

~~proxy votes cast during the previous year. The report shall also detail any changes to the manager's proxy voting practices and explain any instance in which proxies were not voted in accordance with the best interests of the Plan.~~

## B. Compliance

1. Placement Agent Policy – State law prohibits RSIC from making an investment where a placement agent receives compensation in connection with RSIC's investment. The Commission's Placement Agent Policy is set out in Section VIII.

2. Investment Manager Sourcing and Conflict Disclosure Policy – In order to enhance transparency and avoid even the appearance of impropriety, before an investment recommendation is made to the Commission or CIO, any Commissioner or RSIC staff member involved in the sourcing or due diligence of a new investment completes a Sourcing and Conflict Disclosure Form. The CEO and CIO must complete a Sourcing and Conflict Disclosure form for each investment.

~~3. Annual Certification and Ongoing Testing of Guideline Compliance – The Ongoing Due Diligence Policy requires each manager to annually certify its compliance with the contractually~~



specified guidelines. These certifications are reviewed by RSIC's Compliance function, as well as the Investment Team, and are subject to an annual audit. There is also ongoing testing of guideline compliance for those public markets mandates which are governed by an Investment Management Agreement and custodied with the master custodial bank.

### C. Governance and Oversight

1. Performance Standards and Reporting - As noted above, State law requires that the AIP address the Commission's performance standards. The performance standards and benchmarks are described in Section III. In addition, RSIC receives monthly performance reports from the custody bank and the Commission receives quarterly performance reports prepared by RSIC's performance reporting staff and the general investment consultant. The performance reporting prepared by RSIC performance reporting staff must incorporate the Portfolio Performance Framework required in Section III.

2. Diversification – State law requires that the AIP address the topic of diversification, including sectors, issues and other allocations of assets that provide diversification in accordance with prudent investment standards. The Commission provides the CIO with parameters regarding its diversification objectives through the asset allocation, asset and sub-asset allocation ranges, and performance standards set out in Section III. The Portfolio Reporting Framework required in Section III also provides the Commission the ability to oversee the implementation of the long-term portfolio strategy, as well as the actual implementation of the Commission's diversification directives.

#### 3. Procedures regarding consultants, managers, service providers selections and terminations

i. Selection - State law requires that the AIP include procedures and policies for selecting, monitoring, compensating, and terminating investment consultants, equity investment managers, and other necessary professional service providers. Investment managers are primarily selected by the CIO, subject to the oversight of the CEO, pursuant to the Investment Authority Delegation Policy through an investment process that also complies with the Investment and Operational Due Diligence Policies. The CIO recommends to the Commission for its approval the selection of any manager of an investment that exceeds the limits of or falls into one of the exceptions to the investment delegation policy. Any investment recommended to the Commission for its approval must also comply with the Investment and Operational Due Diligence Policies. All other service providers are selected pursuant to the Commission's Service Provider Selection Policy which is included in the Commission's Governance Policies (RSIC Governance Policies can be found at: <https://www.rsic.sc.gov/documents/2017.07.14%20Governance%20Policy%20Manual.pdf>)

ii. Compensation, Fees and Expenses – Service providers, including consultants and investment managers, will be compensated commensurate with the services provided and

industry practices. The Commission will pursue cost savings through structural efficiencies and will strive for fee reductions through negotiations. Investment management fees are evaluated utilizing several metrics or tests. First, fees are examined relative to industry/peer standards. Second, when it reviews potential new mandates or restructurings of existing allocations, the investment staff assesses fees based on the cost relative to other implementation options. For example, in global public equities, the fees charged by active managers (as well as their expected performance and risk) are compared to other methods of obtaining similar market exposure, while in the private markets, fees (as well as expected performance and risk) are compared to public market implementation alternatives. Lastly, to the extent practicable, fees will also be evaluated based on an assessment of the manager's ability to generate excess returns. Investment Staff gathers actual fees and provides annual public disclosure of all fees paid to external managers. The Commission receives an annual report on the cost of its investment program from an independent expert, and may also call upon its investment consultants for assistance in analyzing and addressing issues relating to investment fees. Operating expenses applicable to internal investment operations and the general business of the RSIC are managed by the CEO within the parameters of the annual budget approved by the General Assembly.

iii. Term and Termination -The Commission or the CIO, as applicable, may terminate an investment manager whenever the Commission or CIO determines that its objectives can more efficiently or effectively be met by the selection of another manager or under a different management mandate. The Commission and CIO retain the right to terminate a manager with or without cause and at any time. It should be noted that termination rights may not apply to certain types of investment structures (e.g., typical private markets funds). Circumstances which suggest an immediate review and a possible termination include, but are not limited to, the following:

- a. Manager changes strategy or investment style;
- b. Critical elements of the investment process have deteriorated;
- c. Transaction costs are unreasonable;
- d. Management fees are higher than similarly styled managers for similarly sized portfolios;
- e. Manager is unable to meet the performance expectations within the risk tolerance specified;
- f. Material organizational or personnel changes;
- g. Manager is not complying with the applicable provisions of the Commission's SIOP; and
- h. Manager is not complying with the applicable provisions of the Commission's AIP.

4. Delegation of Authority to CIO - State law requires that the AIP and SIOP contain a detailed description of the delegation of final authority to invest made by the Commission. The



Commission has delegated its final authority to invest to the CIO, subject to the oversight of the CEO, generally in the following amounts:

- i. not to exceed 75 bps of plan value per investment for illiquid structures; and
- ii. not to exceed 200 bps of plan value per investment for liquid structures.

The Commission's full Investment Authority Delegation Policy is set out in Section VI.

5. Policies and Procedures to Adapt Portfolio to Market Contingencies - State law requires that the AIP include policies and procedures providing flexibility in responding to market contingencies. The ranges included with the Commission's asset and sub-asset class allocation ranges established in Section III provide the CIO with extensive flexibility to adapt the portfolio to market conditions. Similarly, the Commission's Investment Authority Delegation Policy provides the CIO the ability to adapt the Portfolio to changes in market conditions. To the extent that the CIO deems the scope of the authority delegated to the CIO insufficient, the CIO with the approval of CEO may take action deemed necessary to protect the Portfolio in an extreme market environment. The CIO will promptly inform the Commission of any such actions.

6. Portfolio Rebalancing - The Commission delegates to the CIO or his designee the authority to execute manager and/or securities transactions to implement rebalancing, manage liquidity, or to otherwise manage exposures within the allowable ranges. As part of this delegation, the Commission expects the CIO to articulate, implement and provide reporting to the Commission regarding the Portfolio's rebalancing and exposure management activities as requested. A high-level summary of the rebalancing and exposure management guidelines include:

- i. The asset allocation is reviewed on an ongoing (typically monthly-weekly) basis by Staff and the CIO to ensure that the Portfolio is within its allocation ranges and to identify appropriate actions necessary to maintain compliance and to provide for the Plan's liquidity needs.
- ii. The goal of the rebalancing and exposure management activities is to implement the investment strategy at a reasonable cost within the targets and ranges established by the Commission, recognizing that constant rebalancing to the exact target may not be economically justifiable. The following guidelines are used:
  - a. Rebalancing is currently performed quarterly unless a case has been made **not** to rebalance. Potential rebalancing activity is flagged for consideration based upon exposure reporting that is updated by RSIC's performance reporting staff. Rebalancing the portfolio incurs costs (trading commissions, bid-ask spread, and market impact) which are taken into consideration when rebalancing the Portfolio;
  - b. When an asset class reaches its minimum or maximum allocation, Staff will initiate rebalancing transactions to keep allocations within the approved ranges. Otherwise, Staff must seek Commission approval to remain outside the range; and
  - c. Concentration risk with respect to significant reliance on any single external manager is reviewed regularly by Staff. Mitigation of performance, operational, headline/reputational, or other fiduciary risks is typically achieved by maintaining a diversified allocation approach both within and across asset classes.



iii. RSIC Staff must balance the risks noted above with the economic benefits associated with a streamlined approach that uses fewer, larger allocations. Additional analyses of the costs and benefits of passive vs. active market exposure are an important input in these decisions.

#### D. Investment Manager Guidelines

1. General - In keeping with the responsibilities assigned to the CIO by State law and the Commission's Governance Policies, the Commission authorizes the CIO and his designees to develop and revise investment management guidelines for each internally and externally managed investment manager. In making this delegation, the Commission acknowledges that discretion in implementing the investment strategy, within the parameters of all applicable guidelines, will typically be granted to the Commission's investment managers. This discretion is usually limited to the selection of securities and the timing of transactions within the portion of the Portfolio allocated to each manager.
  
2. Funds of One - A Fund of One is an investment structure in which there is typically a majority investor in a specific vehicle or fund. The Commission or CIO as applicable may elect to use a Fund of One structure when the structure will have lower costs, customized exposure advantages, and/or other beneficial considerations. The CIO is responsible for the day-to-day investment responsibilities with respect to Funds of One, including providing affirmative or negative consent for underlying investments, as required.
  
3. Pooled or Commingled Funds:
  - i. Commingled investment vehicles can often provide lower costs and better diversification than can be obtained with a separately managed account pursuing the same investment objectives. However, commingled investment funds cannot customize investment policies and guidelines to the specific needs of individual clients. Recognizing these trade-offs, the Commission or the CIO, as applicable, may accept the policies of such funds in order to achieve the lower costs and diversification benefits of commingled vehicles, and exempt commingled investment vehicles from the requirements and guidelines of this policy if:
    - a. The investment practices of the commingled vehicle are consistent with the spirit of this policy and are not significantly different in letter; and
    - b. The benefits of using a commingled vehicle rather than a separate account are material.
  - ii. The Commission or CIO, as applicable, may structure a portfolio as a separate account that allows for the advantages of commingled vehicles, but with RSIC as the only investor. With international assets, commingled vehicles save the Commission from having to provide additional resources for currency and foreign custody issues as the manager will assume responsibility for these functions.
  - iii. If an investment mandate is structured through a commingled vehicle, the investment policies of that vehicle will be the legal governing policies of the investment of assets allocated to that vehicle.



4. Strategic Partnerships - The Commission may elect to establish Strategic Partnerships with certain asset managers who are believed to possess specific expertise, knowledge, and capabilities for a limited or broad range of investment strategies. The performance of each Strategic Partnership will be reviewed by the Commission periodically, with a more comprehensive review occurring approximately every 3 to 5 years. The investment approval and evaluation process within the Strategic Partnership is similar to that followed for other investments, however, in addition to passing RSIC's internal process, the investment must also be approved by the investment committee of the strategic partnership.

5. Trade Execution - For all accounts, the Commission expects the purchase and sale of its securities to be conducted in a manner designed to receive the best combination of price and execution. The Commission may evaluate policies that provide for the most efficient and effective trading process. The compliance with investment guidelines must be monitored by the investment managers on an ongoing basis and be based on then-current market values. Securities that, if purchased, would constitute a compliance violation may not be purchased. In the event of a compliance violation, the manager will be expected to promptly notify investment staff. If for some reason the manager does not believe that it is prudent to immediately bring the account back into compliance, the manager will be expected to present a justification as well as a proposal for bringing the account composition back into compliance.

**E. Compliance with Section 9-16-320 of South Carolina Code:**

1. S.C. Code Section 9-16-320 requires the Commission to meet at least once each fiscal quarter for the purpose of reviewing the performance of investments, assessing compliance with the annual investment plan, and determining whether to amend the plan.

2. The Commission has adopted a strategic calendar that sets a meeting schedule of five meetings per year with a least one meeting every fiscal quarter. The strategic calendar also contains standing agenda items for each meeting to ensure compliance with this Section to include:

i. Quarterly Investment Performance Review – at each meeting the Commission receives a report and presentation on the quarterly, fiscal year to date, one, five, and ten-year plan investment performance. The quarterly performance reports and presentations are based on the Portfolio Performance Reporting Framework described in Section III and are designed to provide the Commission with the ability to judge the absolute value of performance as well as the relative performance between the benchmark portfolios and actual portfolio's performance. The Commission also receives risk reports to judge the absolute and relative risk of the of these portfolios.

ii. AIP Compliance Review – At each meeting the Commission receives reports detailing compliance with the Annual Investment Plan to include:

a. A review of the asset class exposures and sub-asset class components of the portfolio to ensure compliance with the allowable ranges contained in Section III, Table 8, and to ensure adequate diversification of the portfolio and that the portfolio is not concentrated in any one industry sector, market sector, or issuer;



- b. A review of relevant progress towards any of the Strategic Initiatives in Section IV;
  - c. Any significant market contingencies and review of any responsive action that resulted in a decision not to rebalance the portfolio pursuant to Section V.C.6 or any action taken to protect the Portfolio which fell outside the allowable ranges in Section III, Table 8;
  - d. Action resulting in significant cost savings to the Portfolio;
  - e. Any material deviation from the general operational and investment policies, and
  - f. As part of an in-depth review of one of the Policy Portfolio asset classes at each meeting, a review of the asset class baseline and progress towards meeting the baseline.
- iii. The Commission retains the authority to amend any portion of the AIP requirements at any meeting and is required to consider amendments proposed by the CIO at its April meeting. However, if the Commission does not act to amend the AIP at any other meeting, it should be presumed that it determined not to amend the plan.

#### **F. General Provisions Related to Alternative Investments**

1. South Carolina law, the Employee Retirement Income Security Act of 1974 (“ERISA”), and the Uniform Management of Public Employee Retirement Systems Act of 1997 (“UMPERSA”) each have similar or compatible, but not identical, definitions and responsibilities of fiduciaries with respect to managing and investing assets of retirement systems. For clarity and consistency, it is prudent for the Commission to declare standards for interpretation of certain terms used in these sources.
2. As relating to the use of alternative investment strategies, the “Plan Assets” of the Retirement System include the System’s ownership interest in the following entities (e.g., a share or a unit), but do not include the underlying assets owned by the entity itself:
  - i. a registered investment company;
  - ii. a registered security that is widely held and freely transferable;
  - iii. an entity in which “benefit plan investors” hold less than 25 percent of the equity interest as defined and determined by ERISA §3(42);
  - iv. an “operating company” engaged in the production or sale of a product or service other than the investment of capital;
  - v. a “real estate operating company” or REOC (which actively manages and develops real estate consistent with U.S. Department of Labor ERISA regulations);
  - vi. a “venture capital operating company” or VCOC (which actively manages “venture capital investments” consistent with U.S. Department of Labor ERISA regulations); or
  - vii. a private investment partnership or offshore investment corporation the offering memorandum of which allows for the entity to take both long and short positions, use leverage and derivatives, and invest in many markets.
3. Whenever RSIC invests in an entity that does not hold Retirement System’s assets, the decision to invest in the entity will be subject, *inter alia*, to the South Carolina fiduciary rules and ethics standards provided by state law, but the transactions engaged in by the entity generally will not be subject to the same rules.
4. RSIC will at times need to interpret statutes while implementing and administering the investment program. Whenever the South Carolina statutes are substantively similar to provisions

of ERISA or UMPERSA, and to the extent practicable and consistent with South Carolina law and other principles of general application relating to public pension plans, RSIC intends to use (1) pertinent provisions of ERISA; (2) interpretive rules and regulations of the U.S. Department of Labor relating to ERISA; and (3) the Reporter's official comments to UMPERSA for guidance.



## VI. Investment Authority Delegation Policy

- A. Pursuant to Section 9-16-330(B) of the 1976 Code, the Commission delegates to the CIO the final authority to invest subject to the oversight of the CEO and the requirements and limitations of this policy. The size of any one investment made pursuant to this policy is limited to the percentage of total plan assets that applies to the particular asset class to which the investment pertains as provided in Section C of this policy and subject to any other limitation the Commission may place on this authority at any given time. The value of total plan assets to which the percentage limitations apply must be the estimated total value of plan assets included in the most recent quarterly investment performance report prepared pursuant to Section 9-16-90(A) of the 1976 Code. For purposes of this policy, a co-investment made outside of a co-investment partnership (e.g., the GCM Co-Investment Partnership or a co-investment vehicle attached to a fund investment) is considered a separate and distinct investment from an investment in a commingled fund, fund of one structure, or an amount committed to a separately managed account and is separately subject to the limitations and requirements of this policy. Individual investments made in a separately managed account or a fund of one structure are not considered separate investments for purposes of this policy and are subject in aggregate to the limitations and requirements of this policy regardless of whether some degree of discretion is retained by staff regarding individual investments to be included in the applicable account.
- B. The investment process for any investment made pursuant to this policy must be substantially similar to the investment process employed prior to the adoption of this policy, but for the requirement that the Commission approve the investment prior to closing the investment and must adhere to RSIC's Due Diligence Guidelines and Policies. Notwithstanding the authority granted by this policy, an investment must be presented to the Commission for its approval if it meets any of the following criteria:
1. An investment into an asset class other than (i) an asset class or sub-asset class provided in Table 8, Section III of the Consolidated AIP/SIOP or (ii) Portable Alpha Hedge Funds;
  2. The majority of the types of assets contemplated to underlie the investment have not been previously included in the investment portfolio;
  3. The strategy to be employed by the investment manager is not substantially similar to an investment that has been previously subject to the Commission's investment due diligence process; or
  4. The investment strategy, other than in publicly traded assets, has important direct connections to South Carolina residents, state policymakers, or South Carolina focused businesses, and/or a majority of the assets of the investments would be principally located in South Carolina.
- C. The amount of delegation for new investments approved pursuant to this policy shall not exceed 5% of the total value of Plan assets between regularly scheduled Commission meetings. The size of an individual investment made pursuant this policy is subject to the following limitations provided for the asset class applicable to the investment:
1. Public Markets - 2% of the total value of plan assets, unless it is reasonable to believe that due to the particulars of the investment strategy that liquidating the investment would



ordinarily require longer than ninety days and, in such case, the limit is 1% of the total value of plan assets, for:

- i. Global Public Equity:
    - a. Domestic,
    - b. Developed Non-US,
    - c. Emerging Market,
    - d. Equity Options;
  - ii. Bonds:
    - a. Core Bonds (IG),
    - b. Inflation-linked (IG),
    - c. Mixed Credit (non-IG),
    - d. EM Debt,
    - e. Net Cash and Short Duration; and
  - iii. Portable Alpha Hedge Funds.
2. Publicly-Traded Real Estate - 1% of the total value of plan assets.
3. Private Markets - 75 bps of the total value of plan assets for:
- i. Private Equity,
  - ii. Private Debt,
  - iii. Private Real Assets,
    - a. Real Estate, and
    - b. Infrastructure.
- D. Pursuant to Section 9-16-330(B)(2), the closing documentation of any investment made pursuant to this policy must include the CEO's certification that the investment conforms to the amount and extent of delegation provided by this policy.
- E. The Commission must be informed of an investment made pursuant to this policy no later than three days following the closing of the investment. The notification must include an executive summary of the investment and provide access to any of the following documents relied upon by staff when making the investment:
- 1. the investment due diligence report,
  - 2. the operational due diligence report,
  - 3. any memorandum and/or reports from the general or specialty consultant,
  - 4. the Internal Investment Committee action summary,
  - 5. the completeness check certification, and
  - 6. the final versions of pertinent legal documents, including the Investment contract, limited partnership agreement, the investment management agreement, as applicable, and/or other closing documents.
- F. An investment made pursuant to this policy must be reviewed with the Commission at the next regularly scheduled Commission meeting.
- G. The CIO must provide the Commission with an updated proposed investment pipeline on a monthly basis.

- H. The delegation of the final authority to invest pursuant to this section includes the authority to terminate an investment manager if the investment was made pursuant to this policy or the amount of capital committed to the manager by the Commission would fall within the applicable limits provided in Section C. The CIO must approve any termination of a manager made pursuant to this policy, subject to the oversight of the CEO. The CIO must provide a memorandum to the Commission summarizing his justification for terminating the manager within three days of terminating the manager. The CIO must provide a review of the termination to the Commission at the next Commission meeting.
- I. The Commission will review this policy annually to ensure that it remains relevant and appropriate, or when there has been an amendment to state law relevant to any section of this policy, or a Commission approved change in the responsibilities, duties or operations of the Commission or its Committee generally, or as otherwise deemed appropriate by the Commission.
- J. No provision of this policy shall apply to the extent that it is in conflict with any provision of the Code of Laws of South Carolina, 1976, as amended. In the event of such conflict, the applicable Code provision shall apply in all respects.
- K. This policy was adopted by the Commission on September 28, 2017, subject to final approval by the Chair of the incorporation of certain amendments into the policy. The Chair issued final approval of the policy on October 23, 2017.
- L. This policy was amended on December 2, 2021 and took effect on December 2, 2021.



## VII. SECURITIES LITIGATION POLICY (“POLICY”)

### A. Purpose and General Principles

- a. The purpose of this Policy is to set forth the South Carolina Retirement System Investment Commission’s<sup>1</sup> guidelines with respect to securities litigation. Interests in securities litigation matters will be managed as assets of the South Carolina Retirement Systems Group Trust (the “Trust”) with the goal of enhancing the long-term value of the Trust.
- b. The Commission acknowledges that it has a fiduciary duty to take reasonable actions to pursue and collect on legal claims held as an asset of the Trust. The Commission also recognizes that most, if not all, of the securities litigation claims in which the Trust may have an interest will be pursued by law firms from the class action bar regardless of whether RSIC takes an active role in the litigation.
- c. This Policy outlines the Commission’s procedures for monitoring the Trust’s portfolio for potentially actionable losses, protecting the Trust’s interests in litigation related to portfolio losses, and maximizing recoveries attainable by the Trust from such actionable losses.
- d. This policy consists of four sections: 1) a section relating to asset recovery as passive class members in U.S.-based securities actions; 2) a section for litigation of securities listed on domestic exchanges where RSIC deems active participation is warranted; 3) a section for litigation of securities listed on foreign exchanges; and 4) a section related to the monitoring process for both foreign and domestic claims in which the Trust takes an active role.

### B. Part One: Securities Litigation Policy for Filing Proofs of Claim (“Passive Participation”)

- a. Under U.S. federal law, securities class action lawsuits function as “opt-out” cases. This means that the Trust does not need to participate as a named party in order to recover its *pro rata* share of a class action recovery so long as the certified class claims include the losses incurred by the Trust. This type of participation is called Passive Participation. When notified of a class action settlement in which the Trust has suffered a loss, RSIC need only submit a timely and valid proof of claim in order to be included in any recovery.
- b. The Trust’s custodial bank, The Bank of New York Mellon (“BNY Mellon”), is responsible for completing and filing all proofs of claim, including the necessary supporting documents and information in every securities class action pending in the U.S. in which the Trust has a direct interest (i.e., for Trust assets that are custodied at BNY Mellon (“In-Bank Assets”)). BNY Mellon is not responsible for filing proofs of claim for, or otherwise reporting on the management of, securities class action litigation for assets that are not custodied at BNY Mellon (“Out-of-Bank Assets”).

---

<sup>1</sup> “Commission” refers to the commission of seven members responsible for managing the South Carolina Retirement System Investment Commission, as specified in S.C. Code of Laws Ann. Section 9-16-315.

“South Carolina Retirement System Investment Commission” or “RSIC” refers to the agency established by South Carolina law for the purpose of investing and managing all assets held in trust for the participants and beneficiaries of the state’s five separate defined benefit plans.



- c. BNY Mellon's claims filing responsibilities are set forth in more detail in the Service Level Description, dated July 21, 2019, between the Trust by and through RSIC and BNY Mellon (the "SLD"). The SLD outlines the process for: (i) identifying and reviewing all class action recoveries (whether by settlement or trial); (ii) providing timely notice of each settlement recovery to RSIC and the Commission; (iii) filing complete and accurate proofs of claim forms in a timely fashion on behalf of the Trust; (iv) providing quarterly reports outlining all claims filed on behalf of the Trust during the quarter; and (v) providing quarterly reports identifying all securities litigation proceeds recovered by the Trust directly or on its behalf. In the event of a claim involving securities that are not identified by a specific security identifier (e.g., CUSIP, ISIN, SEDOL, etc.), BNY Mellon will use commercially reasonable efforts to identify impacted securities recorded in BNY Mellon's records relating to the security named in the documentation received. In the event that BNY Mellon is unable to file a claim on the Trust's behalf (e.g., involving anti-trust claims), BNY Mellon, or in some cases a third party, will forward the relevant claim information to RSIC, and RSIC will utilize the services of third-party claims filing services that specialize in analyzing and filing such claims.

#### C. Part Two: Securities Litigation Policy for Securities Listed on a Domestic Exchange

- a. While the Commission has a fiduciary obligation to take reasonable action to collect on legal claims held by the Trust, the Trust, acting by RSIC, may need to engage in active participation ("Active Participation") on occasion. This type of participation involves serving as lead plaintiff in cases in the domestic exchange context. Active Participation in domestic securities class actions must be balanced with the Commission and RSIC's primary obligation to maximize the investment returns of the Trust. This determination must also be weighed against the additional costs and burden on staff that may result by becoming lead plaintiff in a securities litigation case as well as the recognition that the Trust's position as a lead plaintiff will not, in and of itself, entitle the Trust to any greater recovery.
- b. **Authority to Seek Lead Plaintiff Designation:** Due to the time-sensitive nature of electing to seek a lead plaintiff designation and the Chief Executive Officer's ("CEO") statutory designation as the chief administrative officer of RSIC, the Commission, through this Policy, has delegated to the Executive Leadership Team the authority to elect to seek a lead plaintiff designation where appropriate, reasonable, and prudent to protect the interests of the Trust.
- c. **Decision-Making Guidance for Active Participation:** The Executive Leadership Team will generally consider seeking lead plaintiff status ("Active Participation") in a domestic class action when: (i) the Trust's projected losses exceed \$5 million U.S. Dollars (the "Loss Threshold"); or (ii) when the loss is substantial but less than the Loss Threshold and there are significant special factors justifying the Trust's involvement. The determination of special factors will be made in the discretion of the Executive Leadership Team.
- d. **Monitoring Procedures:** In addition to the reporting provided by BNY Mellon for class action litigation involving In-Bank Assets, the Trust may retain three or more securities litigation monitoring law firms (the "Firms") to advise RSIC via periodic reporting of recently-filed class actions in which the Trust has sustained losses and which appear to



have merit. The Firms will generally be engaged for up to five years, with the option to terminate earlier or renew for additional periods. Each of the Firms will provide reporting on at least a quarterly basis outlining all recently filed claims in which the Trust has sustained losses. Additionally, the Firms will submit written memos to RSIC on certain cases, including any cases exceeding the Loss Threshold, regarding the alleged facts of the case, the estimated losses, the Firm's view on the merits of the allegations, and a recommendation as to whether RSIC should seek a lead plaintiff position in the matter. RSIC Legal will perform an initial review of all reports and memos received from the Firms. Any reports or memos indicating a loss that exceeds the Loss Threshold will be forwarded to the CLO for further review. The CLO will review the reports and will follow up with the Firms that have provided the memorandum to get additional insight and information about potential claims exceeding the Loss Threshold ("Reviewable Claims") and will make additional inquiries or conduct additional research as needed.

- e. After review by the CLO, the CLO will confer with the Executive Leadership Team regarding the merits of Reviewable Claims, including the projected losses incurred by the Trust, the specifics of the related investment(s), available staff resources, and the recommendations of the Firms regarding whether the Trust should seek a lead plaintiff position. Any decision to seek a lead plaintiff designation for a claim exceeding the Loss Threshold or based on special circumstances must be made by a unanimous vote of the Executive Leadership Team. The Executive Leadership Team will notify the Chair and Vice-Chair of the Commission about any decision to seek a lead plaintiff position and will update the Commission via reporting to the Commission's secure portal.
- f. **Selection of Outside Counsel for Securities Litigation** If the Executive Leadership Team determines that it is prudent to hire one of the Firms or other legal counsel to represent the Trust in a securities litigation action to protect the assets of the Trust, all selection of counsel and retainer agreements shall be negotiated, executed, and monitored by the CEO with assistance from the CLO. The CEO may engage one of the Firms hired to monitor the Trust's portfolio, or the CEO may seek to engage other counsel after consultation with the CLO and notice and consultation with the Office of the South Carolina Attorney General, as required by S.C. Code Ann. Section 9-16-315(I). When RSIC first engages the Firms, RSIC will pre-negotiate a proposed engagement agreement for potential litigation, which must be approved by the CEO.

#### **D. Part Three: Securities Litigation for Securities Listed on a Foreign Exchange**

- a. Due to the 2010 Supreme Court case, *Morrison v. National Australia Bank Ltd.*,<sup>2</sup> investors no longer have the protections of U.S. securities laws for securities that were purchased on a non-U.S. exchange. Unlike the U.S. class action process, foreign securities actions generally require investors to join as a named-plaintiff or "opt-in" at the commencement of the case in order to be entitled to a share of any recovery. This "opt-in" process requires affirmative decisions early in the process to join the lawsuit in order to participate in any recovery. In many cases, investors may be required to make these decisions before a foreign action is even filed.

<sup>2</sup> *Morrison v. National Australia Bank Ltd.*, 561 U.S. 247 (2010).



- b. **Decision-Making Guidance for Active Management:** Because there is rarely an option for passive participation in foreign securities actions, the review for participation in these actions differs from those explained in Part Two of this Policy. The CLO will review notices of potential claims in foreign securities actions and will review recommendation memos received from the Firms or other sources in those cases where the loss threshold exceeds \$1 million (the “Foreign Loss Threshold”). In foreign jurisdictions, various groups, including non-law firm litigation funding organizations, may act as a funding source for the litigation and work with a certain legal team to initiate litigation. In some cases, the group that first files a lawsuit may become a founding group (“Founding Group”). Founding Groups may impose differing terms and conditions in order to participate in a lawsuit. The CLO will review all available factors relating to participating in foreign actions for claims exceeding the Foreign Loss Threshold, including but not limited to: (i) the amount of the loss; (ii) the potential litigation fees; (iii) the litigation funding requirements; (iv) whether more than one litigation funding group is proposing participation; (v) the risk of adverse costs; (vi) the legal merits of the case; (vii) the contractual requirements for joining and/or bringing a claim; and (viii) the potential cost of staff’s time. . After reviewing the above factors and the documentation required to elect to participate in the applicable foreign jurisdiction, the CLO will make a recommendation to the CEO on whether to participate, and if applicable, which Founding Group to elect based on the most suitable contract terms available for the Trust. The CEO, after reviewing the CLO’s recommendation, will elect (A) whether or not to pursue participation in foreign litigation that exceeds the Foreign Loss Threshold; and (B) which funding group to select based on the terms and legal requirements of each. The CLO, working with the Firm(s), as applicable, will negotiate the required documentation and retain the right to change a recommendation to participate if suitable contract terms cannot be negotiated with the Founding Group.

**E. Part Four: Litigation Monitoring for Active Participation in Domestic and Foreign Litigation**

- a. The CEO, acting via the CLO, will monitor any pending domestic or foreign cases in which RSIC is actively participating. The CLO will request quarterly written status updates from any Firms representing RSIC in Active Participation cases. The CLO will actively participate in discussions with the Firms regarding any participation by RSIC Staff or document production needs. The CEO and CLO will be actively involved in settlement discussions for any domestic litigation action. The CLO will submit periodic updates to the CEO and the Commission regarding such cases. In accordance with the CEO’s statutory authority as chief administrative officer of the Commission, the CEO retains the ultimate authority related to the direction of any class action litigation and/or settlement pursuant to this Policy. The CEO may consult the Commission on any matter related to the initiation of or conduct of any lawsuit pursuant to this Policy. The CEO shall have full authority to approve a proposed settlement of any litigation. In addition, the CEO shall have full authority to execute all contracts, legal documents, settlements, certifications, and authorizations required to pursue litigation authorized by the Executive Leadership Team.
- F. The Commission shall review this policy at least once every three (3) years to ensure that it remains relevant and appropriate.



### VIII. Placement Agent Policy

- A. Purpose.** It is the intent of this Policy to comply with S.C. Code Ann. §9-16-100, which prohibits compensation being paid to a Placement Agent (as defined below) as a result of an investment by the Retirement System (as defined below).
- B. Definitions.** For purposes of this Policy, the following capitalized terms will have the defined meaning set forth below:
- a. Pursuant to §9-16-100(B), a “Placement Agent” means any individual directly or indirectly hired, engaged, or retained by, or serving for the benefit of or on behalf of an external manager or an investment fund managed by an external manager and who acts or has acted for compensation as a finder, solicitor, marketer, consultant, broker, or other intermediary in connection with making an investment with or investing in a fund managed by the external investment manager.
  - b. “Placement Agent Policy Compliance Letter” means that letter which will be requested from prospective external investment management firms in accordance with the terms of this Policy.
  - c. “Policy” means this Placement Agent Policy.
  - d. “Retirement System” means the South Carolina Retirement Systems Group Trust.
  - e. “RSIC” means the South Carolina Retirement System Investment Commission.
- C. Procedure**
- a. RSIC staff will inform prospective external investment management firms (“Investment Managers”) as to the RSIC’s Placement Agency Policy and statutory requirements as soon as practicable after RSIC staff begins the due diligence review of any potential investment. The RSIC staff member leading the due diligence review for the investment is responsible for sending written notice (paper, fax or email) to the Investment Manager requesting a Placement Agent Policy Compliance Letter. If a copy of this Policy has not already been provided to the Investment Manager, then this Policy will be made available to the Investment Manager prior to or at the time notice is given to the Investment Manager.
  - b. The Placement Agent Policy Compliance Letter must be included in the RSIC investment Due Diligence Report packet.
  - c. Investments will not be voted on by the Commission, Internal Investment Committee, or otherwise approved pursuant to RSIC policies, prior to receipt of the completed Placement Agent Policy Compliance Letter and confirmation from RSIC compliance staff that the letter is sufficient per Section G below.
  - d. The following entities must complete the Placement Agent Policy Compliance Letter as outlined below:
    - i. Investment Managers that have a direct contractual investment management relationship with the RSIC or with an investment vehicle in which the RSIC is invested.
    - ii. Investment Managers that have an indirect contractual investment management relationship with the RSIC through an investment vehicle that invests in funds or other pooled investment vehicles or other assets.

- D. Placement Agent Policy Compliance Letter.** The Investment Manager will provide disclosure in the form of a letter addressing all requirements specified below:
- a. Certification that, in compliance with §9-16-100, no Placement Agent (as defined by State law) received, or will receive, compensation in connection with the RSIC making an investment with or investing in a fund managed by the Investment Manager.
  - b. Representation that the Investment Manager has reviewed the applicable law and has not relied on the counsel or advice of RSIC or any employee, representative, agent or officer of RSIC regarding the interpretation and application of the applicable law.
  - c. Representation that all information contained in the Placement Agent Policy Compliance Letter is true, correct, and complete in all material respects.
- E. Open Records Law.** RSIC may be required to disclose information in the Placement Agent Policy Compliance Letter under the South Carolina Freedom of Information Act.
- F. Investments with Separate Account Investment Management Agreements (“IMAs”).** If, after closing, the RSIC determines that the Placement Agent Policy Compliance Letter contains a material inaccuracy or omission, the RSIC will, to the fullest extent possible, seek the option, in its sole discretion and without liability to the Investment Manager or any third party, to terminate the IMA and to pursue all remedies that may otherwise be available to the RSIC without incurring any penalty under any agreement to which it is a party.
- G. Investments in commingled investment structures (LPAs, LLCs, Trusts, etc.).** The RSIC will endeavor to have provisions incorporated into the transaction documents for commingled investment structures which would permit the RSIC to take those actions described in the next sentence. If, after closing, the RSIC determines that the Placement Agent Policy Compliance Letter contains a material inaccuracy or omission, the RSIC will seek to obtain the option, in its sole discretion and without liability to the commingled investment structure, the General Partner or equivalent management entity, any other investor in the structure or third party, to cease making further capital contributions and/or direct payments to the investment and to pursue all remedies that may otherwise be available to the RSIC without being deemed to be a defaulting Limited Partner under the transaction documents and without incurring any other penalty under any agreement to which it is a party.
- H. Review.** RSIC’s compliance staff will review Placement Agent Policy Compliance Letters and will determine whether each letter is sufficient. Any questions regarding the sufficiency of the letter will be referred to the RSIC legal department and will be reported to the CIO and applicable RSIC Staff.
- I. Staff Contact.** RSIC staff will provide notice about the prohibition in the state law to any party that contacts RSIC staff regarding a potential investment and appears to be acting in the role of a Placement Agent.



**J. Obligation to Update.** It is the Investment Manager's obligation to promptly inform RSIC staff of any material changes to a prior-filed Placement Agent Policy Compliance Letter, and to submit an updated Placement Agent Policy Compliance Letter where warranted prior to the RSIC's closing on an investment.

**K. Review and History**

- a. The Commission will review this policy at least every three years to ensure that it remains relevant and appropriate, or when there has been an amendment to state law relevant to any section of this policy, or a Commission approved change in the responsibilities, duties, or operations of the Commission or its committees generally, or as otherwise deemed appropriate by the Commission.
- b. No provision of this policy shall apply to the extent that it is in conflict with any provision of the Code of Laws of South Carolina, 1976, as amended. In the event of such conflict, the applicable Code provision shall apply in all respects.
- c. This policy was initially adopted on September 20, 2012.
- d. This policy was amended on June 22, 2017 and will take effect on July 1, 2017.

## IX. SUDAN DIVESTMENT POLICY

- A. Background.** The State of South Carolina has enacted a Sudan divestment law, codified at S.C. Code Ann. §9-16-55 (“Act”). The uncodified preamble to the Act notes that “[d]ivestment is a course of last resort that should be used sparingly and under extraordinary circumstances,” but states that “the genocide occurring in the Sudan is reprehensible and abhorrent,” warranting this type of legislative response. The Act, which applies solely to the South Carolina Retirement Systems Group Trust (“Group Trust”) managed by the South Carolina Retirement System Investment Commission (“Commission” as the governing body, “RSIC” as the agency), sets forth various criteria that are to be considered by the Commission in making the determinations required by the Act.
- B. Purpose.** The purpose of this Sudan Divestment Policy (“Policy”) is to document the manner in which the Act is administered. The Commission has the exclusive authority to invest and manage the assets of the Group Trust pursuant to S.C. Code Ann. §9-16-20. The Commission also has the fiduciary duty to manage the assets of the Group Trust solely in the interests of the retirement systems, participants, and beneficiaries. The Commission must discharge these responsibilities in a manner consistent with all applicable statutes, regulations, and policies, including the Act.
- C. Definitions.** The Act utilizes the following defined terms:
- a. “Active Business Operations” means a Company engaged in Business Operations that provide revenue to the Government of Sudan or a Company engaged in Oil-Related Activities.
  - b. “Business Operations” means maintaining, selling, or leasing equipment, facilities, personnel, or any other apparatus of business or commerce in Sudan, including the ownership or possession of real or personal property located in Sudan.
  - c. “Company” means a sole proprietorship, organization, association, corporation, partnership, venture, or other entity, its subsidiary or affiliate that exists for profit-making purposes or to otherwise secure economic advantage. “Company” also means a Company owned or controlled, either directly or indirectly, by the Government of Sudan, that is established or organized under the laws of or has its principal place of business in the Sudan.
  - d. “Government of Sudan” means the Government of Sudan or its instrumentalities as further defined in the Darfur Peace and Accountability Act of 2006.
  - e. “Investment” means the purchase, ownership, or control of stock of a Company, association, or corporation, the capital stock of a mutual water Company or corporation, bonds issued by the government or a political subdivision of Sudan, corporate bonds, or other debt instruments issued by a Company.
  - f. “Military Equipment” means weapons, arms, or military defense supplies.
  - g. “Oil-Related Activities” means, but is not limited to, the export of oil, extracting or producing oil, exploration for oil, or the construction or maintenance of a pipeline, refinery, or other oil field infrastructure.
  - h. “Public Employee Retirement Funds” means those assets as defined in §9-16-10(1).
  - i. “Scrutinized Companies” means any of the following:



- i. The Company is engaged in Active Business Operations in Sudan; and
- ii. The Company is engaged in Oil-Related Activities or energy or power-related operations, or contracts with another Company with Business Operations in the oil, energy, and power sectors of Sudan, and the Company has failed to take Substantial Action related to the Government of Sudan because of the Darfur genocide; or
- iii. The Company has demonstrated complicity in the Darfur genocide.
- iv. The Company is not engaged in Oil-Related Activities and lacks significant Business Operations in the eastern, southern, and western regions of Sudan; and
- v. The Company is engaged in Oil-Related Activities or energy or power-related operations, or contracts with another Company with Business Operations in the oil, energy, and power sectors of Sudan, and the Company has failed to take Substantial Action related to the Government of Sudan because of the Darfur genocide; or
- vi. The Company has demonstrated complicity in the Darfur genocide.
- vii. The Company supplies Military Equipment within the borders of Sudan.<sup>3</sup>
- j. "State" means the State of South Carolina.
- k. "Substantial Action" means a boycott of the Government of Sudan, curtailing business in Sudan until that time described in Section I of this Policy, selling Company assets, equipment, or real and personal property located in Sudan, or undertaking significant humanitarian efforts in the eastern, southern, or western regions of Sudan.
- l. "Sudan" means the Republic of the Sudan, a territory under the administration or control of the Government of Sudan, including, but not limited to, the Darfur region, or an individual, Company, or public agency located in Khartoum, northern Sudan, or the Nile River Valley that supports the Republic of the Sudan.

#### D. Identification of Companies

- a. Identifying Scrutinized Companies. RSIC Staff ("Staff") has engaged the services of a specialized research firm ("Advisor") to (i) identify companies doing business in Sudan, as defined in the Act, and (ii) provide Staff with a list of such Scrutinized Companies ("Scrutinized Companies List").
- b. Updates to Scrutinized Companies List. Staff shall ensure that the Scrutinized Companies List is updated on or about January 1 and July 1 of each year.

#### E. Engagement

- a. Determining Scrutinized Status. For each Company identified by the Advisor pursuant to Section D of this Policy, RSIC (either via Staff or the Advisor) shall send a written notice informing the Company that it may become subject to divestment by RSIC. The notice

---

<sup>3</sup> If a Company provides equipment within the borders of Sudan that may be readily used for military purposes, including but not limited to, radar systems and military-grade transport vehicles, there is a strong presumption against investing in the Company unless that Company implements safeguards to prevent the use of that equipment for military purposes.

shall offer the Company the opportunity to clarify its Sudan-related activities within 90 days in order to avoid qualifying for potential divestment.

- b. **Compliance.** If, following RSIC's notification (either via Staff or the Advisor) to a Company pursuant to Section E. a. of this Policy, that Company ceases the activities that caused the Company to be added to the Scrutinized Companies List, as determined by the Advisor, the Company shall be removed from the Scrutinized Companies List, and the provisions of this Section E shall cease to apply to the Company unless it resumes the activities that caused the Company to be added to the Scrutinized Companies List.
- F. Determinations to be made by the Chief Investment Officer**
- a. **Delegation to the Chief Investment Officer.** The Commission has delegated authority to the Chief Investment Officer ("CIO") to, in consultation with RSIC's Chief Executive Officer, make the determinations required under the Act and to take actions necessary to implement this Policy.
  - b. **General.** If, following RSIC's engagement with a Company pursuant to Section E. a. of this Policy, the Company continues to be a Scrutinized Company, Staff will present the CIO with detailed information gathered from the Advisor, affected investment managers, and others regarding the Company, its Business Operations, the Group Trust's holdings, and any other information required by the Act and this Policy. The CIO will make determinations as to (i) whether Staff should sell, redeem, divest, or withdraw the Group Trust's interests in the Company, and (ii) the timing of any such sale, redemption, divestment, or withdrawal. The CIO will also make the determinations described in Section I of this Policy.
- G. Prohibition.** RSIC shall not use Public Employee Retirement Funds to acquire new Investments in Companies on the Scrutinized Companies List, except as provided in this Policy.
- H. Permissible Investments under the Act**
- a. The Act does not apply to the following types of Investments:
    - i. Investments in a Company that is primarily engaged in supplying goods or services intended to relieve human suffering in Sudan;
    - ii. Investments in a Company that promotes health, education, journalistic, or religious activities in or welfare in the western, eastern, or southern regions of Sudan;
    - iii. Investments in a United States Company that is authorized by the federal government to have Business Operations in Sudan; and
    - iv. Investments that constitute indirect beneficial ownership through index funds, commingled funds, limited partnerships, derivative instruments, or the like.
  - b. In developing the Scrutinized Companies List, the Advisor shall determine, in good faith and with due professional care, whether any of the foregoing exemptions and exclusions set forth in the Act apply.
- I. Determinations required to be made by the CIO pursuant to §9-16-55(D)(1).** The Act states that nothing in the Act "requires the [C]ommission to take action as described in [the Act] unless the



[C]ommission determines, in good faith, that the action described in [the Act] is consistent with the fiduciary responsibilities of the [C]ommission as described in [Title 9, Chapter 16 of the Code] and there are appropriated funds of the State to absorb the expenses of the [C]ommission to implement this [Act].” §9-16-55(D)(1). Accordingly, whenever the CIO is asked to consider taking action under the terms of the Act or this Policy, Staff will assist the CIO in making the determinations required to be made as described in this Section.

- J. Reporting. Staff shall, following the close of RSIC’s fiscal year, prepare a formal report to the Commission regarding actions taken pursuant to the Act. RSIC shall also publish the report. The report shall include all of the following information with respect to the previous fiscal year:
- a. The Scrutinized Companies List;
  - b. A list of all Companies added to or removed from the Scrutinized Companies List;
  - c. A summary of correspondence with Companies engaged by RSIC under the Act;
  - d. A list of all Companies that RSIC will continue to engage concerning their Business Operations in Sudan;
  - e. A summary of all Investments sold, redeemed, divested, or withdrawn under the Act; and
  - f. A list of all Investments that were retained by RSIC pursuant to a determination by the CIO as set forth in Section I.
- K. Expiration. The restrictions in the Act shall apply only until:
- a. The Government of Sudan halts the genocide in Darfur for twelve months as determined by both the Department of State and the Congress of the United States; or
  - b. The United States revokes its current sanctions against Sudan.
- L. Indemnification. The Act provides that present and former board members, officers, and employees of the State Fiscal Accountability Authority, present, future, and former directors, officers, and employees of the South Carolina Public Employee Benefit Authority, the Commission, and contract investment managers retained by the Commission must be indemnified from the general fund of the State and held harmless by the State from all claims, demands, suits, actions, damages, judgments, costs, charges, and expenses, including court costs and attorney’s fees, and against all liability, losses, and damages of any nature whatsoever that these present, future, or former board members, officers, employees, or contract investment managers shall or may at any time sustain by reason of any decision to restrict, reduce, or eliminate Investments pursuant to the Act.

## X.

## LONG-TERM ANNUALIZED RETURN AND VOLATILITY EXPECTATIONS –

**[TO BE UPDATED AFTER VERUS PRESENTATION]****Meketa Investment Group 2022 Annual Asset Study****Twenty-Year Annualized Return and Volatility Expectations for Major Asset Classes**

Asset Class	Annualized Compounded Return (%)	Annualized Standard Deviation (%)
<b>Rate Sensitive</b>		
Cash Equivalents	1.7	1.0
Short-term Investment Grade Bonds	1.9	1.0
Investment Grade Bonds	2.4	4.0
Investment Grade Corporate Bonds	3.0	7.0
Long-term Government Bonds	2.8	12.0
Long-term STRIPS	3.0	23.0
TIPS	2.4	7.0
<b>Credit</b>		
High-Yield Bonds	4.4	11.0
Bank Loans	4.0	10.0
Foreign Bonds	2.3	8.0
Emerging Market Bonds (major; unhedged)	4.2	12.0
Emerging Market Bonds (local; unhedged)	4.6	13.0
Direct Lending	7.1	14.0
Mezzanine Debt	7.2	16.0
Distressed Debt	7.7	21.0
<b>Equities</b>		
—Public US Equity	6.8	18.0
Public Developed Market Equity	7.5	19.0
Public Emerging Market Equity	8.4	24.0
Public Frontier Market Equity	8.7	21.0
Public Global Equity	7.2	18.0
Private Equity Composite	10.0	28.0
<b>Real Assets</b>		
—REITs	7.1	26.0
Core Private Real Estate	6.1	12.0
Value Added Real Estate	8.1	20.0
Opportunistic Real Estate	9.6	26.0
High Yield Real Estate Debt	6.8	18.0
Natural Resources (Private)	8.5	24.0
Commodities	4.6	17.0
Infrastructure (Core)	7.3	14.0
Infrastructure (Non-Core)	9.3	22.0
<b>Other</b>		
Hedge Funds	4.4	7.0
—Long Short	4.1	10.0
—Event Driven	5.2	9.0
—Global Macro	5.0	5.0
Risk Parity (10% vol)	5.2	11.0
Tactical Asset Allocation	4.5	11.0



XI.  
TABLES 1 AND 2 (2022, 2021, and 2020 VERSIONS)

TABLE 1 (2022)

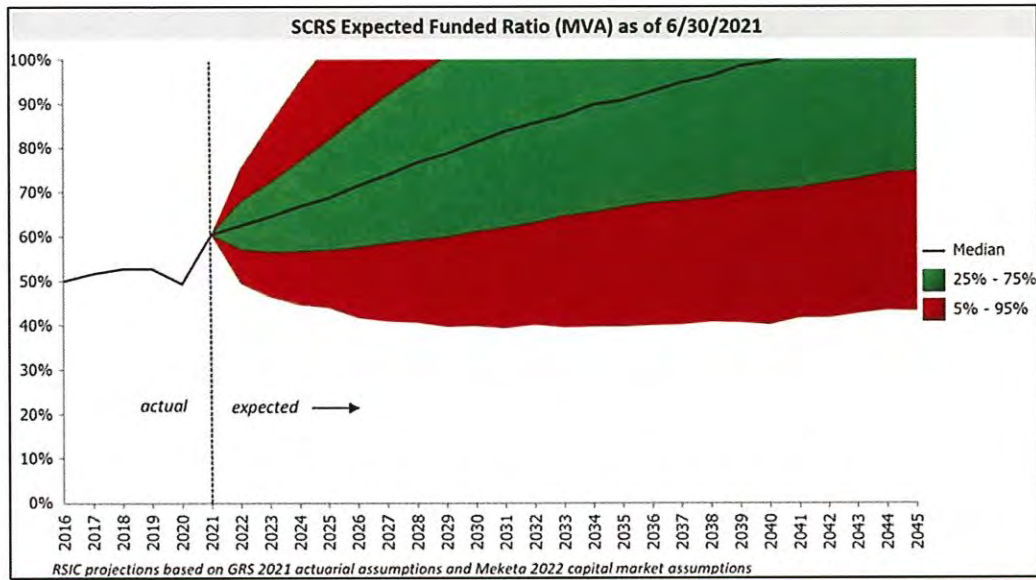


TABLE 1 (2021)

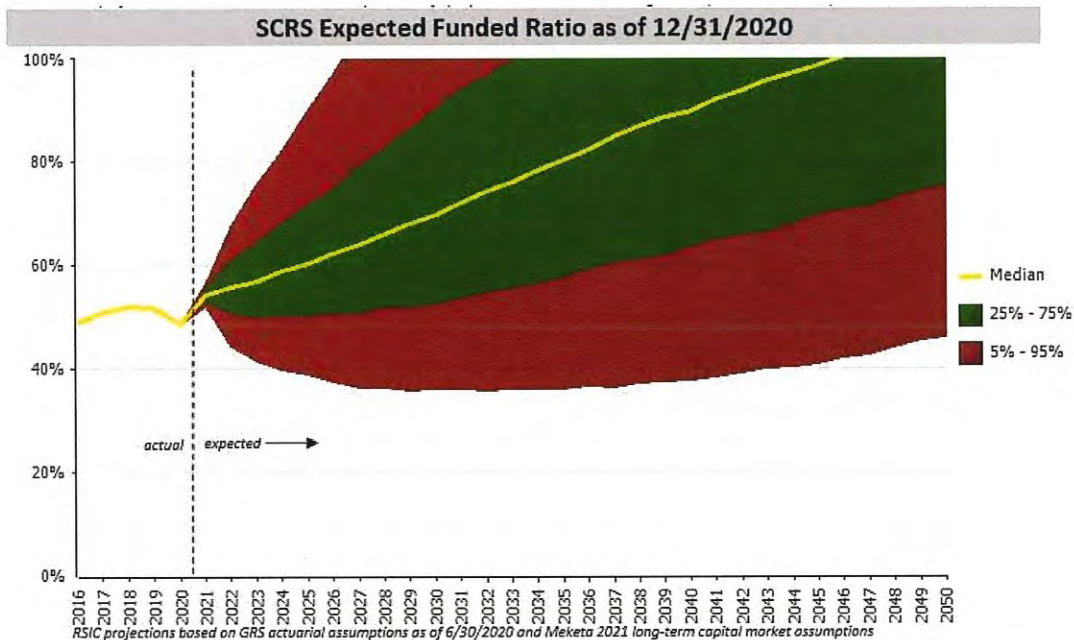


TABLE 1 (2020)

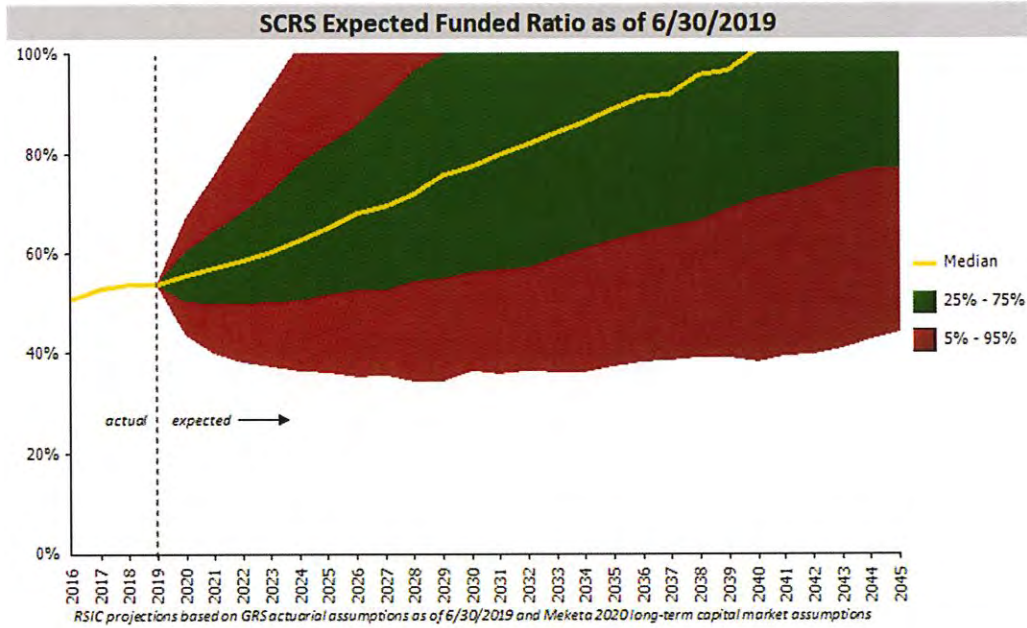


TABLE 2 (2022)

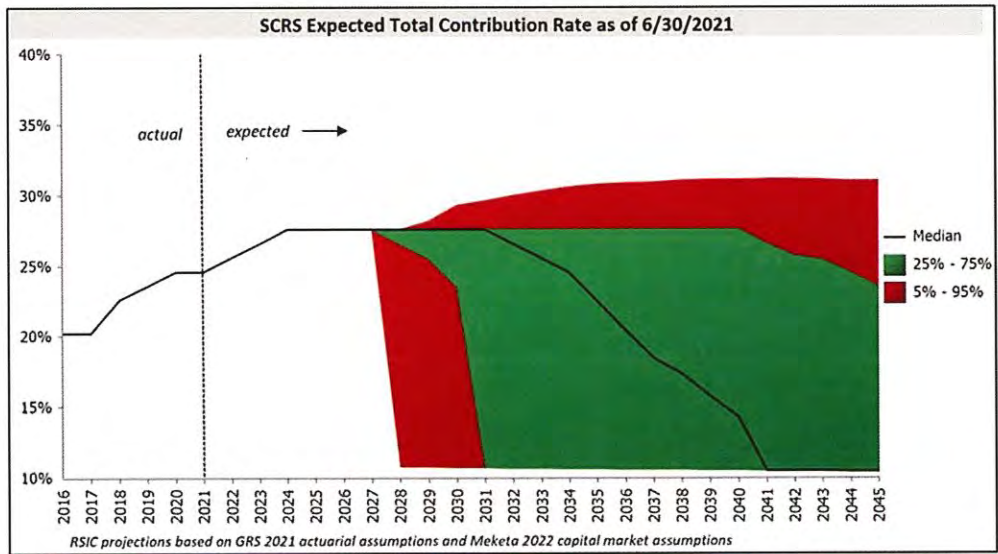




TABLE 2 (2021)

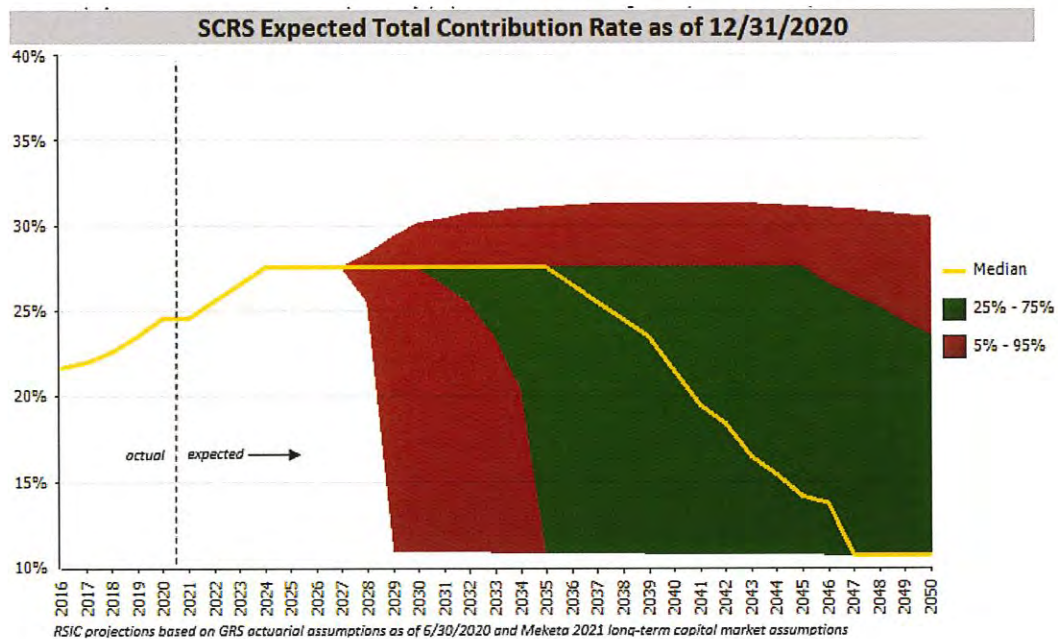
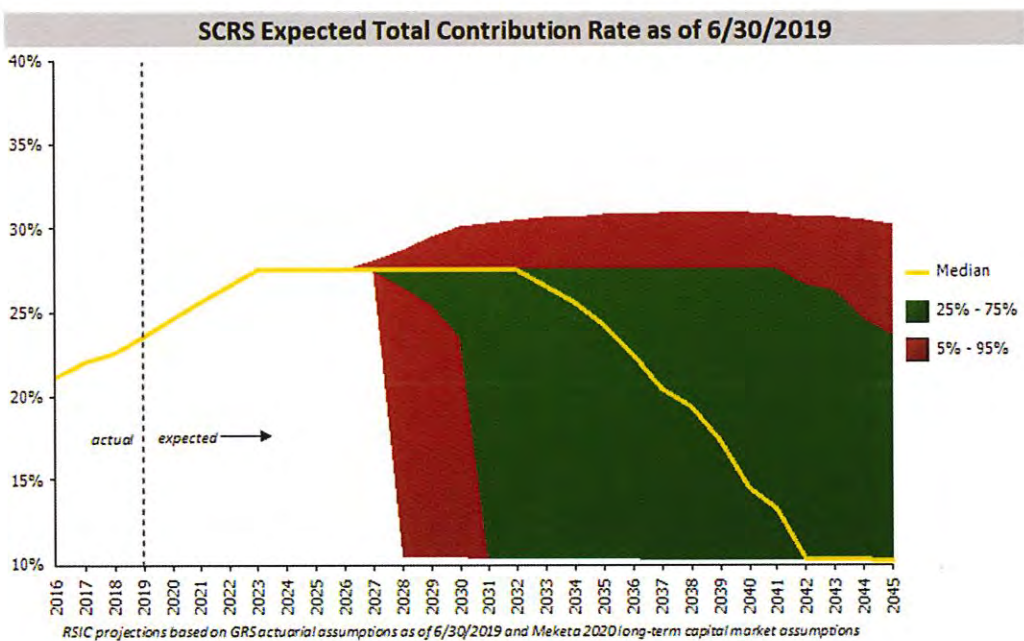



TABLE 2 (2020)



# SOUTH CAROLINA RETIREMENT SYSTEM INVESTMENT COMMISSION



## CONSOLIDATED ANNUAL INVESTMENT PLAN AND STATEMENT OF INVESTMENT OBJECTIVES AND POLICIES

As amended and adopted on April \_\_\_\_, 2023



## ***Role of this Document***

The State of South Carolina administers five defined benefit pension plans: the South Carolina Retirement System (“SCRS”), the Police Officers Retirement System (“PORS”), the Retirement System for Members of the General Assembly (“GARS”), the Retirement System for Judges and Solicitors (“JSRS”), and the South Carolina National Guard Supplemental Plan (“SCNG”) (together, the “Plan”).

The South Carolina General Assembly established the Retirement System Investment Commission (“RSIC”) as a state agency in 2005 and provided it with the exclusive authority to invest and manage the assets of the Plan which it does in one group trust. RSIC is governed by an eight-member board (the “Commission”). The Commission is a co-fiduciary of the assets of the Plan along with the South Carolina Public Employee Benefit Authority Board (“PEBA”).

State law requires the Commission to adopt a Statement of Investment Objectives and Policies (“SIOP”) and to review it annually and to either amend it or reaffirm it. The SIOP establishes investment and performance objectives, policies and guidelines, roles, responsibilities, and delegation of authority for the management of plan assets. State law also requires RSIC’s Chief Investment Officer (“CIO”) to develop an Annual Investment Plan (“AIP”) which must be presented to and adopted by the Commission prior to May 1<sup>st</sup> of each year. Pursuant to state law, relevant portions of the SIOP may constitute parts of the AIP.

In order to ensure consistency and agreement between the SIOP and AIP, the Commission has consolidated the requirements of both into one document which it will review annually prior to May 1<sup>st</sup>. As part of the annual review, the Commission will amend or reaffirm, as it deems appropriate, those portions of this document intended to meet the requirements of the SIOP and the Commission will consider the CIO’s recommendation of any necessary changes to those portions of this document intended to meet the requirements of the AIP. In order to assist the Commission and the CIO in meeting their respective annual requirements, RSIC’s Chief Executive Officer (“CEO”) will provide a guide that designates those portions of this document that are required by the SIOP and those that are required by the AIP.

The consolidated AIP and SIOP takes effect July 1, 2023.

## **TABLE OF CONTENTS**

<b>I. STRATEGIC PURPOSE, INVESTMENT OBJECTIVE, AND BELIEFS.....</b>	<b>4</b>
<b>II. ROLES AND RESPONSIBILITIES .....</b>	<b>9</b>
<b>III. ASSET ALLOCATION .....</b>	<b>11</b>
<b>IV. STRATEGIC INITIATIVES .....</b>	<b>20</b>
<b>V. INVESTMENT POLICIES .....</b>	<b>21</b>
<b>VI. INVESTMENT AUTHORITY DELEGATION POLICY .....</b>	<b>33</b>
<b>VII. SECURITIES LITIGATION POLICY .....</b>	<b>36</b>
<b>VIII. PLACEMENT AGENT POLICY.....</b>	<b>40</b>
<b>IX. SUDAN DIVESTMENT POLICY .....</b>	<b>43</b>
<b>X. LONG-TERM ANNUALIZED RETURN AND VOLATILITY EXPECTATIONS .....</b>	<b>47</b>
<b>XI. TABLES 1 AND 2 (PRIOR VERSIONS).....</b>	<b>48</b>



## I. STRATEGIC PURPOSE, INVESTMENT OBJECTIVE, AND BELIEFS

### A. Purpose

The goal of the State’s five defined benefit plans is to provide a lifetime of benefits in retirement to those who have dedicated a career of public service to the State and its political subdivisions. The funding to secure this promise of benefits comes from two sources - contributions made by the employee and employer and the investment return earned on the assets of the Plan. The General Assembly has provided the Retirement System Investment Commission with the sole authority to invest and manage the assets of the Plan. Thus, RSIC’s purpose is to earn an investment return that aids in fulfilling the promise of benefit payments to our current and future retirees and their beneficiaries.

### B. Investment Objective

RSIC’s primary investment objective is to design an investment program that produces a long-term rate of return that when added to contributions, funds current and future benefit payments. In doing so, RSIC must remain mindful that the Commissioners, CEO, and CIO are named fiduciaries to the Plan’s active employees, retirees, and their beneficiaries (collectively “beneficiaries”). The Plan’s fiduciaries must carry out their respective responsibilities to invest and manage the Plan’s assets solely in the interest of the Plan’s beneficiaries, for the exclusive purpose of providing benefits, and in keeping with the highest duty of care the law recognizes. As a result, the return the investment program seeks to achieve should involve taking a prudent amount of investment risk.

Further, RSIC cannot design an investment program in isolation, but must instead design a program consistent with the realities of the Plan that is guided by the Plan’s particular design, structure, and risk factors. An important guiding consideration is that the Plan is mature and as a result experiences net negative cash flows, in that the amount of annual contributions into the Plan are less than the annual amount of benefit payments flowing out of the Plan. As a result, the investment program must be designed in a way to provide sufficient liquidity to fund the net benefit payments to current retirees.

The investment program also must be guided by the consideration that the respective systems comprising the Plan are underfunded, in that the discounted liabilities of each system exceed the actuarial value of each system’s assets. The 2022 Actuarial Valuation report from the Plan’s actuaries shows the funded status of each system as:

<u>SCRS</u>	<u>PORS</u>	<u>GARS</u>	<u>JSRS</u>	<u>SCNG</u>
56.7%	65.4%	61.3%	46.2%	58.5%

The underfunded nature of the Plan presents the risk that the Plan’s assets will be insufficient to support future benefit payments. As a result, the investment program must also be designed in a way to grow the assets of the Plan to support payments to future retirees and their beneficiaries. The General Assembly did take significant action to address the underfunded nature of the Plan in the 2017 Pension Reform Bill. The 2017 Pension Reform Bill requires that the unfunded accrued actuarial liability (“UAAL”) amortization period for SCRS and PORS be reduced by one year each fiscal year until each plan reaches a twenty-year amortization period. In order to support meeting this requirement, the General Assembly significantly increased contributions into SCRS and PORS. It should be noted that because of

these efforts, the funding levels for both SCRS and PORS improved over the prior fiscal year and the amortization periods for SCRS and PORS have been reduced to 17 years and 16 years respectively. Thus, RSIC is tasked with designing an investment portfolio that balances the need to provide sufficient liquidity to fund current net benefit payments while also growing the portfolio to aid in providing benefits to future retirees.

Another guiding factor is that the General Assembly has set 7 percent as the assumed annual rate of investment return on the Plan's assets. The assumed rate of return not only serves as the discount rate to determine the net present value of the Plan's liabilities, but also serves as the primary driver of the Plan's funding policy. Investment performance relative to the assumed rate of return determines whether contribution rates are sufficient to meet the funding goals and requirements of the Plan.

RSIC realizes that investment performance will not meet or exceed the assumed rate of return every year, but rather strives to construct an investment portfolio that will meet or exceed this rate of return over time at a prudent level of market risk, in keeping with its fiduciary duty to the Plan's beneficiaries. RSIC recognizes that achieving a long-term rate of return that exceeds the assumed rate requires investing the portfolio in a greater percentage of assets with relatively high risk. As a result, the investment portfolio will experience greater market volatility which not only impacts the probability of the investment return exceeding the assumed rate over time, but also correspondingly impacts the probability of reaching the funded status goals of the Plan without requiring additional contribution rate increases.

As a result, RSIC works to design an investment program that maximizes the probability that the Plan will meet the General Assembly's funded status goals, but also given the high level of contribution rates, strives to minimize the probability that the Plan will need additional contributions above those already required. RSIC believes that it can design an investment program with a significant probability of meeting or making significant progress towards both concerns as demonstrated by the stochastic analysis of our funded status expectations for SCRS set out in Table 1 below and a similar analysis of our contribution rate expectations set out in Table 2 below.



TABLE 1

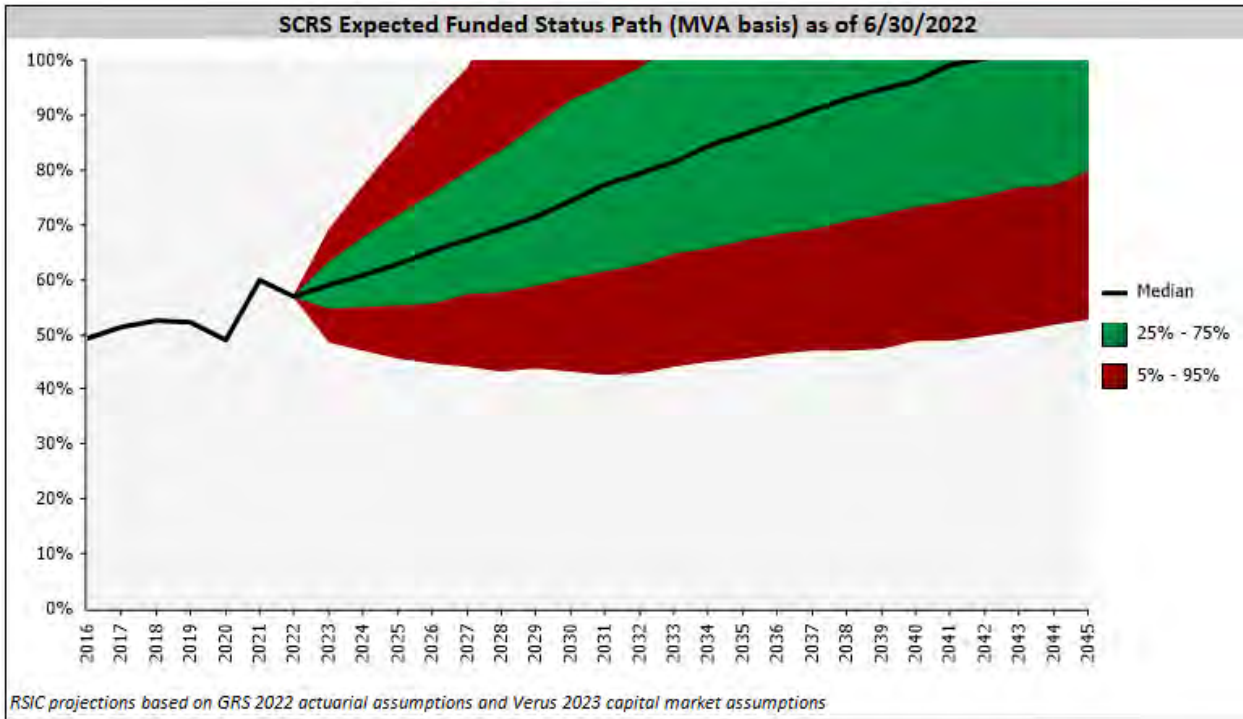


Table 1 tracks the actual, as well as expected, funded status of SCRS since 2016, the year prior to the passage of the 2017 Pension Reform Bill. SCRS is used as the example because its assets comprise the greatest percentage of the total assets of the five systems. The reason for the stochastic approach to the expected funded status is to demonstrate the impact of market volatility on the probable funded status of SCRS through time. The model upon which the simulation is based incorporates the actual structure, components, and assumptions of SCRS, including the contribution policy put into effect by the 2017 Pension Reform Bill. The model uses the Commission’s Policy Portfolio, described below, as the investment portfolio and includes thousands of iterations based on the 2023 long-term capital market and volatility expectations provided by the Commission’s Investment Consultant. The long-term expected return and volatility for the Policy Portfolio is discussed in Section III(D) below.

As can be seen in this table, the base case scenario is that SCRS reaches fully funded status by 2042, which is within the funded status goals set by the 2017 Pension Reform Bill. However, if the Plan were to experience the unfavorable 95<sup>th</sup> percentile scenario, the funded status of the Plan would not improve and would be expected to be in approximately the same funded position in thirty years that it is in currently.

The table also shows the actual improvement of the funded status of SCRS since 2016. The actual improvement shown on the table is attributable to additional contributions flowing into SCRS resulting from the 2017 Pension Reform Bill and better than forecasted investment returns since the bill’s passage. As

of the 2022 Actuarial Valuation, the amortization period for SCRS is 17 years which is eight years ahead of the 2017 Pension Reform Bill's requirement of 25 years. As for PORS, the amortization period is 16 years which is ahead of the Pension Reform Bill's requirement of 25 years.

**TABLE 2**

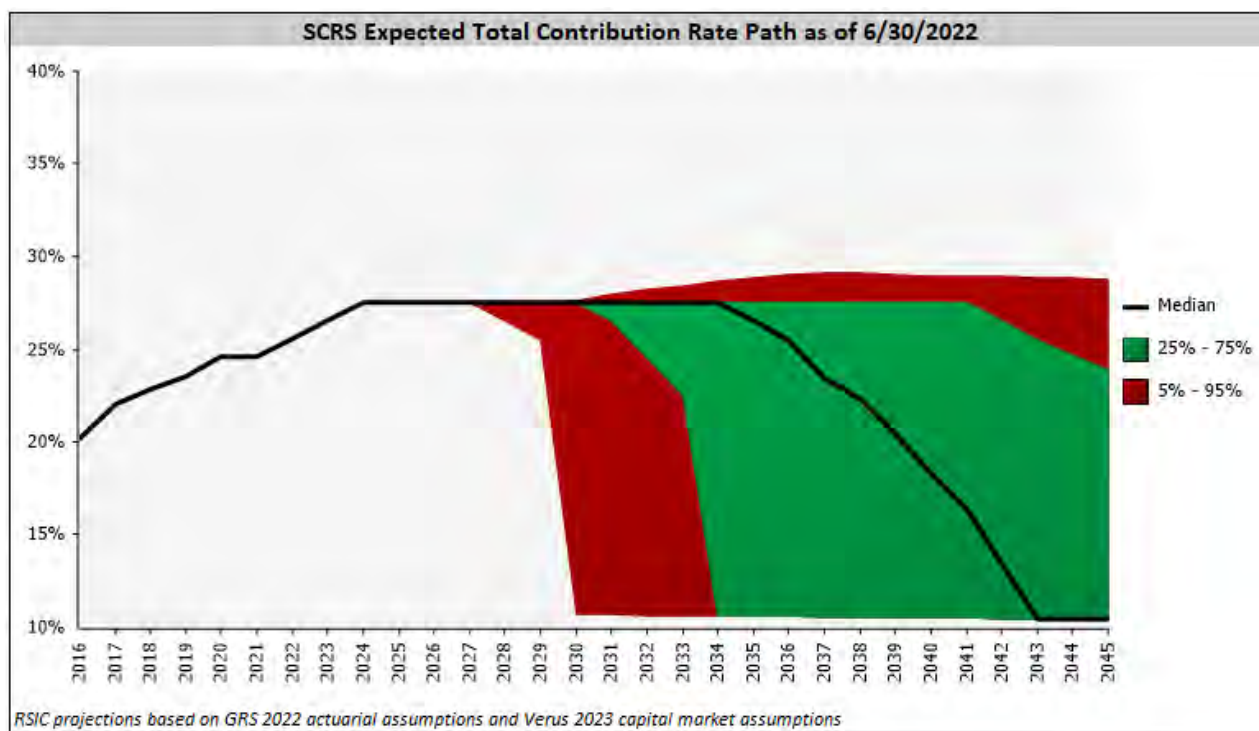


Table 2 tracks the actual, as well as expected, total employer and employee contribution rates for SCRS since 2016. This table also employs a stochastic approach to the expected combined contribution rate to more accurately demonstrate a range of probable outcomes due to market volatility. This analysis is based on the same assumptions used to produce Table 1.

As indicated in this table, the base case scenario shows combined employer and employee contribution rates for SCRS increasing to 27.56 percent pursuant to the schedule required by the 2017 Pension Reform Bill. The contribution rates are then expected to level off and begin to decline in 2034. The contribution rates are projected to decline to the 10 percent normal cost contribution rate by 2043. The table indicates that there is some probability that contribution rates may increase above the 27.56 combined contribution rate required by the 2017 Pension Reform Bill. (Appendix XI contains historical versions of Tables 1 and 2 for each year since 2020 based on the corresponding year's capital market expectations).

### C. Beliefs

As fiduciaries, the Commission and staff of RSIC are charged with exercising their roles and responsibilities to the Plan's participants and beneficiaries with the highest duty of care that the law recognizes. In order to ensure consistency in approach to decision making that is commensurate with this fiduciary duty and focused on achieving the investment objective, the Commission and RSIC staff have adopted a set of core



beliefs to ensure that we are collectively guided by a unifying set of principles.

**Belief 1** – We believe that asset allocation is the main driver of an investment portfolio’s risk, return, and cost.

**Belief 2** – We believe that investors must be rewarded for incurring additional risk, cost, and complexity.

**Belief 3** – We believe that we are long-term investors which requires us to instill *discipline* and *patience* into our investment decision making and assessment process.

**Belief 4** – We believe that achieving our investment objective requires an organization with strong governance, that maintains core values, and employs talented professionals. In order to do this, we must:

1. establish a governance structure with clear lines of authority and means to assess the quality of decision making and resulting performance;
2. recruit and retain a talented investment and operational staff consistent with our Core Values of:
  - a. Humility,
  - b. Intellectual Curiosity, and
  - c. Team Player
3. achieve a deep understanding of value creation through the investment process;
4. emphasize risk awareness and focus on mitigating investment and enterprise risk; and
5. provide the foundation, infrastructure, and systems necessary to meet the investment objective and mitigate risk.

## II. ROLES AND RESPONSIBILITIES

1. In 2005, RSIC was established by South Carolina law to invest and manage the assets of the State's five defined benefit retirement plans. RSIC invests and manages the assets of all five plans in one group trust. RSIC is governed by an eight-member Commission. The Commission's primary purpose is to set the strategic direction for an investment program that is consistent with its fiduciary duty and strives to earn an investment return that when combined with contributions fulfills the promise of benefit payments to the Plan's current and future retirees and their beneficiaries. This includes setting a long-term asset allocation that meets the Commission's investment objective, oversight of the implementation of the investment portfolio and the business affairs of RSIC, approving certain investments, ensuring legal and ethical integrity, and maintaining accountability. The Commission also adopts a series of governance policies that define the roles and responsibilities of Commissioners and staff and provide general guidance for the operation of RSIC as an agency. (RSIC Governance Policies can be found at: <https://www.rsic.sc.gov/documents/2017.07.14%20Governance%20Policy%20Manual.pdf>).

2. The Commission employs a CEO, who serves as the primary figure of accountability for RSIC. The CEO serves as the chief administrative officer of RSIC as an agency and is charged with the affirmative duty to carry out the mission, policies, and directives of the Commission. The CEO is delegated the Commission's authority necessary, reasonable, and prudent to carry out the operations and management of RSIC as an agency and to implement the Commission's decisions and directives. The CEO also serves as the chief risk officer for the organization. The CEO is charged with employing a CIO and all other agency staff who serve at the will of the CEO. The CEO is also delegated the final authority to close all investments and must certify that investments made pursuant to the Commission's Investment Authority Delegation Policy meet the requirements of the policy (see SECTION VI for the Investment Authority Delegation Policy).

3. The CIO manages RSIC's investment functions subject to the oversight of the CEO. RSIC primarily invests Plan assets by allocating capital to external investment managers who implement specific investment strategies to provide the exposures necessary to meet the requirements of the Commission's strategic asset allocation. The Commission has implemented an Investment Authority Delegation Policy which provides the CIO with the final authority to invest with external investment managers subject to the limits of the policy. For a proposed investment that exceeds the delegation policy, the CIO determines whether the investment is presented to the Commission for final approval. The CIO is also granted certain authority to manage the implementation and exposure of the portfolio. The CIO through the management of the investment staff also oversees investment risk management, investment manager oversight, and other related activities.

4. The Executive Team is currently comprised of the CEO, CIO, Chief Operating Officer ("COO"), and Chief Legal Officer ("CLO") and serves as RSIC's primary management committee and aids the CEO in making strategic organizational and operational decisions.

5. The Internal Investment Committee ("IIC") is a committee of senior staff appointed by the CEO and is chaired by the CIO. The IIC's responsibilities are provided by the IIC Charter but the IIC is primarily responsible for serving as the committee that vets and recommends new investments to the CIO for approval and execution, or recommendation to the Commission for its approval.



6. The Commission engages a general investment consultant (“Investment Consultant”), who reports to the Commission and assists and advises the Commission on asset allocation, asset/liability study, performance reporting, benchmarking/peer group comparisons, and general investment education and advice. The CEO manages the day-to-day relationship with the Investment Consultant. RSIC Staff may rely on the Consultant for data resources, external analyst inputs, and access to educational materials. The CEO may also retain specialty consultants to serve as an extension of RSIC Staff in Private Equity, Private Debt, Real Estate, Infrastructure, and Hedge Funds.

7. The Internal Audit function is governed by the Commission’s Audit and Enterprise Risk Management Committee and is primarily provided through external service providers. An internal staff member coordinates the relationship with external service providers and assists the committee with performing its duties and functions. The purpose of the Internal Audit function is to provide independent, objective assurance and recommendations designed to add value and improve RSIC operations. It assists the entity in accomplishing its objectives by bringing a systematic, disciplined approach to evaluate and improve the effectiveness of risk management, control, and governance processes.

8. The Enterprise Risk Management and Compliance (“ERM and Compliance”) function reports to the CEO and serves as the primary staff to aid the CEO in fulfilling the role of chief risk officer. The ERM and Compliance function coordinates with the Executive Team and other staff on the assessment of, and provides oversight related to the identification and evaluation of, major strategic, operational, regulatory, informational, and external risks inherent in the business of RSIC. ERM and Compliance is also responsible for overseeing the process for monitoring compliance with RSIC policies and applicable laws.

9. The Public Employee Benefit Authority (“PEBA”) is a separate agency that administers a comprehensive program of retirement benefits, performing fiduciary duties as stewards of the contributions and disbursements for the Plan. PEBA is responsible for producing GAAP basis financial statements for the Plan and maintains a general ledger to support that process. The financial statements that are produced by PEBA contain information regarding the investments made by the Commission and as such contain the official accounting records for Plan investments. The financial statements are presented in accordance with GAAP and comply with the Governmental Accounting Standards Board standards. The financial statements are audited annually by an independent audit firm hired by the State Auditor’s Office.

10. The Commission and the PEBA Board serve as co-trustees of the Plan’s assets. PEBA is the custodian of the Plan’s assets and RSIC is responsible for the Plan’s custodial banking relationship.

11. Subject to the approval of the State Fiscal Accountability Authority, PEBA designates the Plan’s Actuary. The Commission is a third-party beneficiary to the contract with the Plan’s Actuary, with full rights to all actuarial valuations prepared by the actuary.

12. The South Carolina General Assembly has the authority to control the budget and staffing for RSIC and to set the actuarial annual assumed rate of return for the Plan. Starting in early 2021, and every four years thereafter, in consultation with the Commission and the Retirement System’s Actuary, PEBA proposed an assumed annual rate of return to the General Assembly that took effect at the beginning of the 2021-2022 fiscal year because the General Assembly took no action to amend or reject the recommendation. The General Assembly also conducts periodic legislative oversight hearings of RSIC.

### III. ASSET ALLOCATION

#### A. Purpose

The Commission's primary responsibility is to establish an investment program that is designed to meet the Commission's investment objective. The most significant action the Commission takes in fulfilling this responsibility is by setting the long-term asset allocation. The Commission designs a portfolio that includes a mix of assets that it believes will likely generate a long-term rate of return that meets its investment objective which is conditioned by its fiduciary duty to only expose the Plan's assets to a prudent level of market risk. The target, or Policy Portfolio, is established with a long-term perspective and the Commission does not expect to change the portfolio to react to short-term market conditions or frequent fluctuations in capital market expectations.

The Commission recognizes employing a long-term perspective has certain risk management benefits. Most notably, this discourages the temptation to react to short-term market trends, which can lead an investor to chase returns in asset classes that have become expensive due to recent appreciation. The Commission believes that adherence to this long-term perspective will produce its greatest benefits during periods of adverse market conditions, during which time the Policy Portfolio will serve as a stabilizing force for the investment program.

State law also requires the Commission to diversify the assets of the investment portfolio and to consider: (i) general economic conditions; (ii) the possible effect of inflation or deflation; (iii) the role that each investment or course of action plays within the overall portfolio; (iv) the needs for liquidity, regularity of income, and preservation or appreciation of capital; and (v) the adequacy of funding for the Plan based on reasonable actuarial factors.

#### B. Background

The Commission undertook a review of the existing Policy Portfolio in early 2019. At the time the Commission began this process, the Policy Portfolio was comprised of eighteen separate asset classes with twenty-one different benchmarks. Many of the asset classes had small target weights – several with less than three percent. Both the CIO and the Investment Consultant expressed concern that the Policy Portfolio was over diversified and required a high level of complexity to exist in the Actual Portfolio without a clear improvement in risk or return. The Commission found this to be inconsistent with its investment belief that investors must be rewarded for incurring additional risk, cost, and complexity. The Commission also believed that the existing Policy Portfolio established the wrong balance between its role as setting the strategic direction of the investment program and investment staff's role in implementing the portfolio. As a result, the Commission determined that a more consolidated Policy Portfolio was in order which valued simplicity and required complexity in the Actual Portfolio to prove its value. The Commission determined that key to this effort was developing a series of benchmarks that would collectively form a Portfolio Framework to clearly determine the value of investment decisions.

#### C. Reference Portfolio

The Commission decided that it would begin the development of this framework by setting a Reference Portfolio. The Reference Portfolio would be a simple two asset class benchmark portfolio comprised of stocks and bonds. The point of the Reference Portfolio was not to limit the portfolio to a simple mix of stocks and bonds, but rather to set a risk reference for establishing the Policy Portfolio.

The Reference Portfolio would not serve as a risk limit for the Policy Portfolio, but rather a barometer

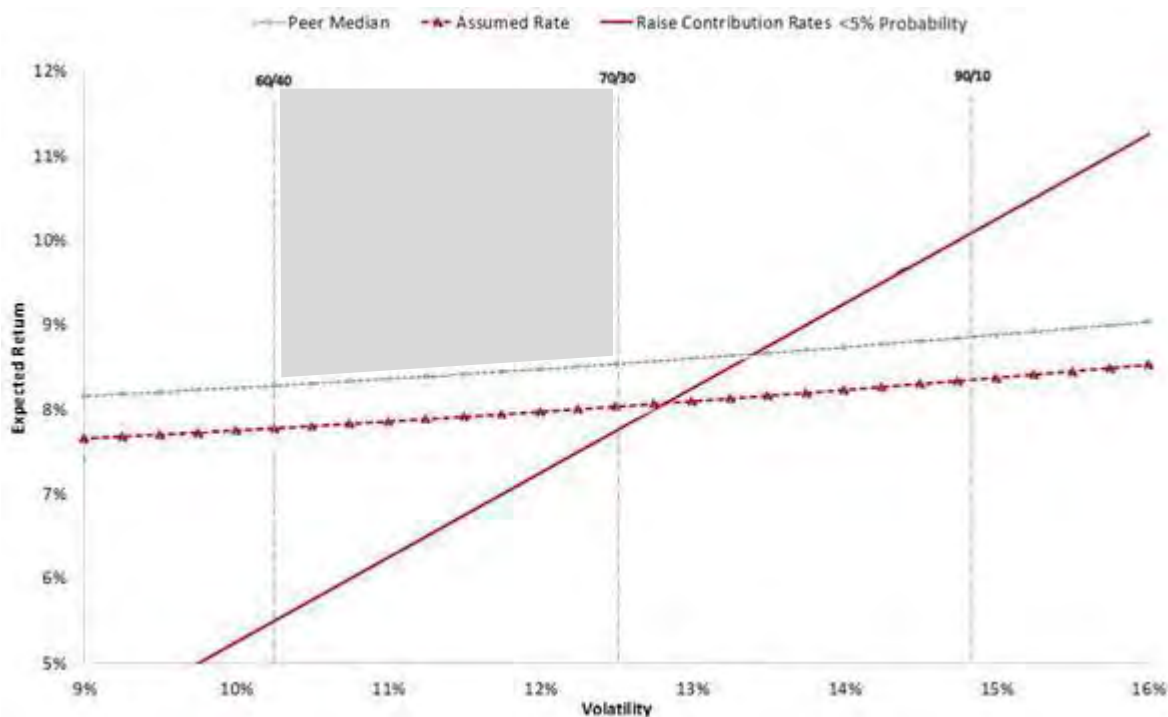


to measure the value over time of diversifying into a multi-asset class portfolio.

The Commission attempted to set the allocation of the Reference Portfolio to one consistent with a portfolio that most closely expressed the risk required to earn a return that is expected to exceed the assumed annual rate of return while also avoiding a greater than 5 percent probability of requiring additional contributions increases in the next five years (other plan risks were also contemplated but would also be avoided because these risks would either fall along the same line or to the right of the red risk line represented on Table 3 below). In setting the Reference Portfolio, the Commission was mindful that South Carolina law provides that no more than seventy percent of the portfolio may be invested in equities. The law does not limit the types of assets that could make up the other thirty percent of the portfolio, which could conceivably include assets like high yield bonds which have an imbedded equity risk factor. However, the Commission believed it was prudent to constrain the Reference Portfolio to no more than seventy percent equity risk, as expressed by a seventy percent allocation to equities, and to mitigate the equity risk with a thirty percent allocation to bonds.

The Commission considered the appropriate Reference Portfolio at its April and June 2019 meetings. The Commission determined that a 70 percent Global Public Equities (*MSCI ACWI IMI Net*) and 30 percent Bonds (*Bloomberg Barclays Aggregate*) portfolio best represented the volatility of a diversified portfolio of assets that would be expected to earn a return that exceeds the assumed annual rate of return over time while also avoiding a greater than 5 percent probability of requiring additional contributions increases in the next five years. The Commission reached consensus on this allocation as the Reference Portfolio Benchmark. In reaching this consensus, the Commission accepted that a Reference Portfolio with a risk level associated with a seventy percent allocation to equities was prudently necessary to meet its investment objective.

**Table 3**



#### D. Policy Portfolio

The Commission then began establishing a Policy Portfolio that would serve as the Commission's long-term asset allocation. The Policy Portfolio would be a multi-asset class portfolio with similar expected volatility as the Reference Portfolio. The Policy Portfolio would be expected to consolidate the existing eighteen asset class Policy Portfolio into a more simplified allocation without substantially impacting the expected return, but with a similar level of risk as the Reference Portfolio. The purpose of setting the Policy Portfolio's risk target to that of the Reference Portfolio was to reveal the performance impact gained through diversification.

However, unlike the Reference Portfolio, the Policy Portfolio would be a portfolio that could be held and, in any respect, would serve as the gravitational pull to a more simplified Actual Portfolio.

The Commission considered the transition to a more simplified Policy Portfolio at its April and June 2019 meetings and reached consensus on the transition to the simplified target allocation in Table 4 below.

**Table 4**

Legacy Asset Allocation	
Nominal IG Bonds	6
Treasuries	5
TIPS	2
Mixed Credit	4
EM Debt	4
Private Debt	7
US Equity	18
Developed Int'l Equity	11
EM Equity	6
Equity Options	7
Private Equity	9
Real Estate (Public)	1
Real Estate (Private)	8
Infrastructure (Public)	1
Infrastructure (Private)	2
PA Hedge Funds	10
GTAA	7
Other Opportunistic	1

Current Asset Allocation	
Bonds	26
Private Debt	7
Global Equity	46
Private Equity	9
Real Assets	12

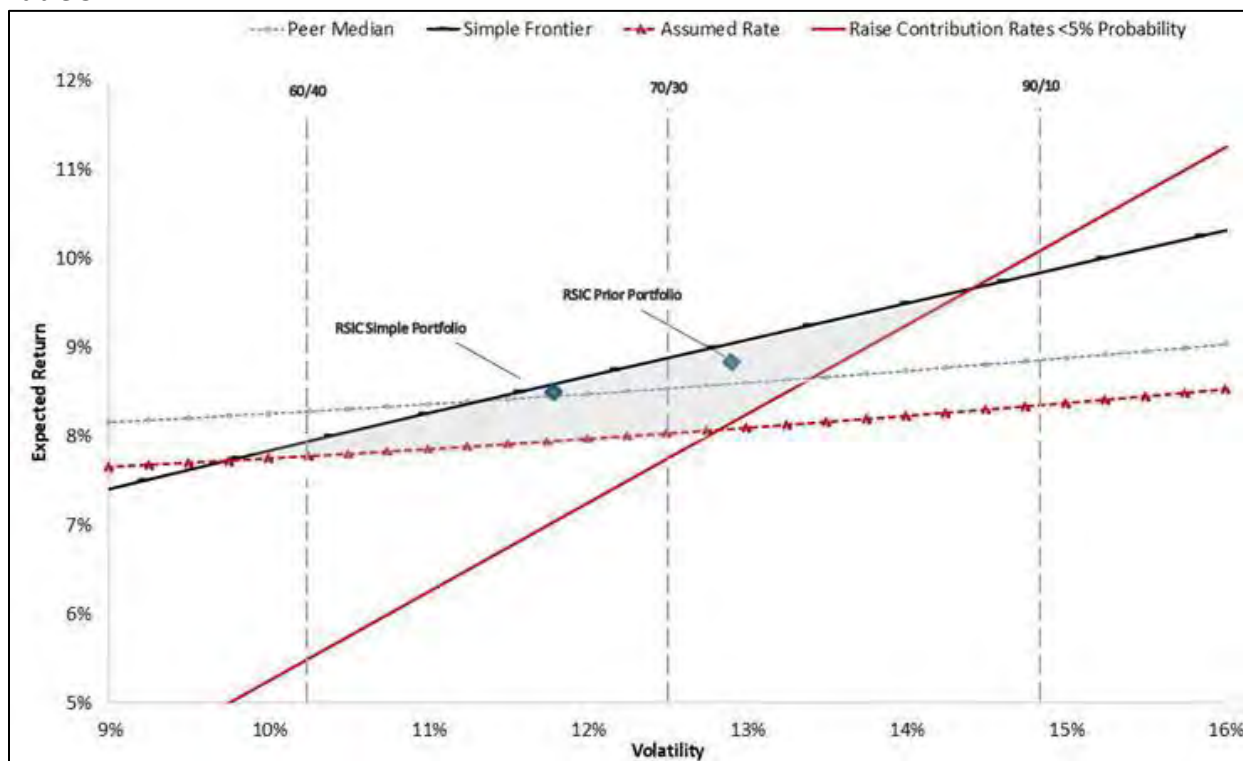
The Commission also analyzed whether the Policy Portfolio would meet the Commission's long-term investment objective in that it would likely exceed the assumed rate of return and avoid risks particular to the plan including not meeting the General Assembly's funded status objectives and avoiding a significant probability of requiring additional contribution increases. This analysis was based on the Investment Consultant's 2019 Capital Market Expectations.



As demonstrated in Table 5<sup>2</sup> the Policy Portfolio would be expected to:

1. exceed the assumed rate of return,
2. compare favorably to the simple frontier<sup>3</sup>,
3. compare favorably to the risk of the Reference Portfolio Benchmark; and
4. experience a less than 5 percent probability of requiring additional contributions increases in the next five years (again other plan risks were also contemplated but would also be avoided because these risks would either fall along the same line or to the right of the risk line represented on the table).

Table 5



In reaching consensus on the asset allocation, the Commission also considered what role each asset class would play in the overall portfolio with each asset class performing the primary role of growth, diversification, or yield:

**Public Equity:** This asset class includes investments in the stock of publicly traded companies. The purpose of public equity in the portfolio is growth. The excess return expectations for this asset class are low. The asset class is highly liquid and can be accessed with minimal implementation cost.

<sup>2</sup> Although the Investment Consultant's long-term capital market expectations are based on projected asset class returns over twenty years, the Reference and Policy Portfolios' risk and return were calculated using these expectations to produce thirty-year results.

<sup>3</sup> The simple or efficient frontier comprises investment portfolios that offer the highest expected return for a specific level of risk. In this case, the investment portfolios along the simple frontier are limited to a mix of the five asset classes from the simplified portfolio shown in Table 4.

**Bonds:** This asset class includes investments in debt securities issued by governments, corporations, or other issuers. The primary purpose of bonds in the portfolio is diversification and the secondary purpose is to provide yield. The excess return expectations for this asset class are low and the asset class is expected to provide a persistent source of return while remaining highly liquid. Bonds are expected to serve a stabilizing purpose in times of market stress.

**Private Equity:** This asset class includes equity investments in privately held companies. Investors have historically been compensated with incremental return over comparable public equity investments in exchange for lower liquidity and increased business risk as compared to the public markets. The primary role of private equity in the overall portfolio is growth with an expected long-term return that exceeds public equity. The excess returns of this asset class are a source of magnitude of return for the portfolio the value of which is expected to exceed the higher cost of implementation as compared to public equity.

**Private Debt:** This asset class includes investments that provide alternative financing to businesses or assets and are in competition with traditional capital market or bank financing. Investors are compensated with incremental return over what can be achieved through traditional forms of lending in exchange for lower liquidity as compared to liquid credit markets and for serving as a solutions provider to these businesses. The primary role of this asset class in the portfolio is yield. The expectations for the consistency of return above what can be achieved through bonds or the liquid credit markets is high.

**Real Assets:** This asset class includes investments in physical assets like real property and infrastructure, as opposed to financial assets like stocks and bonds. The primary role of this asset class is diversification with the secondary purposes of providing inflation protection and yield. Although the expected liquidity for this asset class is low, the expectations for excess return are high.

**Table 6**

	<b>Public Equity</b>	<b>Private Equity</b>	<b>Bonds</b>	<b>Private Debt</b>	<b>Real Assets</b>
<b>Primary role in portfolio (asset allocation)</b>	Growth	Growth	Diversification	Yield	Diversification
<b>Secondary role in portfolio (asset allocation)</b>			Yield		Yield
<b>Return expectation (20Y benchmark return)</b>	High	> Public Equity	Low	> Bonds	Moderate
<b>Alpha expectation where active: magnitude vs. cost</b>	Low	High	Moderate	Moderate	Moderate
<b>Consistency of excess return</b>	Low	Moderate	Moderate	High	High
<b>Expected liquidity</b>	Very high	Very Low	Very high	Low	Low
<b>RSIC Target Portfolio Expected Cost</b>	Low	High	Low	Moderate	Moderate

The Commission believes that this change in approach to a five asset-class Policy Portfolio shifts the paradigm to one which values simplicity and holds a more complex portfolio accountable for improving risk-adjusted returns. A crucial component to ensure this accountability is having the appropriate benchmarks for the Policy Portfolio. The Commission was guided by the CFA Institute's recommendations that benchmarks are (i) specified in advance, (ii) appropriate, (iii) measurable, (iv) unambiguous, (v) reflective of investment options, (vi) owned, and (vii) investable. At its September 2019 meeting, the Commission reached consensus on the benchmarks in Table 7 for the Policy Portfolio.

Table 7

<b>Asset Class</b>	<b>Benchmark<sup>4</sup></b>
Public Equity	<i>MSCI ACWI IMI Net</i>
Bonds	<i>Bloomberg Barclays Aggregate</i>
Private Equity	<i>Burgiss Private Equity</i>
Private Debt	<i>S&amp;P LSTA +150 bps</i>
Real Assets	<i>NCREIF ODCE Net</i>

---

<sup>4</sup> The Private Equity and Private Debt portfolios and benchmarks will be reported on a 3-month lag.

MSCI ACWI IMI Net - Morgan Stanley Capital International All Country World Index Investable Market Index; S&P LSTA - Standard & Poor's Loan Syndication and Trading; and NCREIF ODCE – National Council of Real Estate Investment Fiduciaries Open End Diversified Core Equity.



Based on the 2019 Capital Market Expectations provided by the Commission's Investment Consultant that the Commission utilized when reaching consensus on the Policy Portfolio, the Policy Portfolio would have been expected to achieve a twenty-year annualized rate of return of a 7.83 percent with an expected volatility of 11.69 percent. The portfolio would have been expected to have a 58.41 percent probability of earning a twenty-year annualized rate of return that met or exceeded the then assumed rate of return of 7.25 percent.

In the years since the Commission adopted the Policy Portfolio, the annual capital market expectations have fluctuated primarily in response to significant market movement during the prior year. Based on the 2023 Capital Market Expectations provided by the Commission's General Investment Consultant, the Policy Portfolio is expected to achieve a 10-year annualized rate of return of 7.4 percent with an expected volatility of 11.9 percent. The return expectations also show a notable improvement over 2022 expectations, when the Policy Portfolio was expected to earn a 10-year annualized rate of return of 6.0 percent with an expected volatility of 12.0 percent. The difference in return expectations is attributable to the significant negative market performance in 2022.

The Commission believes that long-term investors should resist the temptation to adjust their long-term asset allocation in response to short term volatility in capital market expectations. As a result, the Commission believes that there is no interim asset allocation change to the Policy Portfolio that is absolutely critical to meeting its long-term investment objective and the Commission will not depart from the asset allocation review schedule established in Subsection H.

#### **E. Implementation Portfolio Benchmark**

The Commission recognizes that the CIO and investment staff may add value by structuring the Actual Portfolio in a manner that deviates from the Policy Portfolio target weights or may also pursue a strategy that causes the composition of an asset class to differ from the policy benchmark. As a result, the Commission provides the CIO and the investment staff with the discretion to structure the portfolio within the asset class and sub-asset class ranges in Table 8. In order to measure the risk and return impact of these portfolio structure decisions, the Commission employs an Implementation Portfolio Benchmark that aggregates the underlying benchmarks of each asset class and sub-asset class strategy according to their actual weights. Providing this discretion while establishing a structure that measures the value of these

decisions also sets the right balance of accountability for Commission decisions and those of the CIO and investment staff.

**Table 8**

<b>Asset Class</b>	<b>Target</b>	<b>Range</b>	
Public Equity	46%	30%	60%
Domestic	Index	Index +/- 6%	
Developed Non-US	Index	Index +/- 6%	
Emerging Market	Index	Index +/- 4%	
Equity Options	0%	0%	7%
Bonds	26%	15%	35%
Core Bonds (IG)	26%	10%	35%
Inflation-linked (IG)	0%	0%	5%
Mixed Credit (non-IG)	0%	0%	8%
EM Debt	0%	0%	6%
Net Cash/Short Duration	0%	0%	7%
Private Equity	9%	5%	13%
Private Debt	7%	3%	11%
Real Assets	12%	6%	18%
Real Estate	9%	5%	13%
Infrastructure	3%	0%	5%

#### **F. Manager Selection**

The Commission also recognizes that the CIO and investment staff strive to add additional value through manager selection. In September 2017, the Commission through the adoption of the Investment Delegation Policy delegated investment manager selection decisions to the CIO and investment staff within clearly defined limits and exceptions. The Investment Authority Delegation Policy is set out in Section VI. The value of manager selection is discernable by comparing the Implementation Portfolio Benchmark and the Actual Portfolio.

#### **G. Performance Reporting**

Essential to the Commission's oversight function is performance reporting that makes clear the value of three major investment decisions: diversification, portfolio structure, and implementation. The Commission charges staff with developing a Portfolio Reporting Framework that easily allows the Commission to judge the value of these three investment decisions by comparing the relative performance between the Reference Portfolio, Policy Portfolio, Implementation Portfolio, and Actual Portfolio:

1. Diversification (Policy Portfolio Benchmark vs. Reference Portfolio Benchmark): The comparison of the Policy and Reference Portfolios Benchmarks reveals the value from

diversification beyond a simple two-asset portfolio. The benefit of designing these portfolios with the same level of expected volatility is that the performance differential is an indication of the impact of diversification, rather than being a function of an expected risk differential. The Commission should expect to see the value of diversification in this comparison over rolling five-year periods. Although these portfolios were established with the same level of expected volatility, the risk of these portfolios is expected to diverge during discrete periods of time but would generally be expected to rise and fall together over time.

2. Portfolio Structure (Implementation Portfolio Benchmark vs. Policy Portfolio Benchmark): This comparison supports an assessment of the quality of the portfolio structure. It reveals the performance impact of the decisions to structure the portfolio differently than the Policy Portfolio Benchmark. These impacts can be broken down into those resulting from the *weights* of asset classes and those resulting from the *composition* of asset classes. The Commission should see the positive performance impact of implementation benchmark decisions over rolling three-year periods. The reporting framework also include risk reports to highlight whether and how changes in portfolio structure alter the risk characteristics of the portfolio.

3. Implementation (Actual Portfolio vs. Implementation Portfolio Benchmark): This comparison aids in the evaluation of the quality of implementation, a key component of which is the impact of manager selection. The Commission should expect to see differential individual manager performance as compared to the implementation benchmark over short periods of time, but the Commission should expect in aggregate to see consistent value added through manager selection. Providing this additional comparison between the Actual Portfolio and the Implementation Benchmarks also disaggregates the performance gained through portfolio structure and that gained through manager selection. As a result, the Commission may evaluate the quality of each of these portfolio decisions when previously the actual portfolio was simply compared to an individual policy benchmark that combined both portfolio structure and manager selection decisions. This additional look through provides the Commission with an enhanced ability to effectively exercise oversight over both portfolio structure and investment manager selection decisions made by the investment staff.

## H. Asset Allocation Review

The Commission will conduct an Asset-Liability Management Study and asset allocation review every five years. The Commission will continue to receive long-term capital market expectations from the Investment Consultant annually and assess the impact to the expected return and volatility of the Reference and Policy Benchmark Portfolios. However, consistent with its beliefs and long-term approach to asset allocation, the Commission intends to limit interim asset allocation changes to those the Commission determines are absolutely critical to meeting its long-term investment objective and are commensurate with its risk tolerance and fiduciary duties.



#### IV. STRATEGIC INITIATIVES

The Strategic Initiatives described in this Section are major ongoing staff projects contemplated to last up to three years and are likely to have a more significant impact to the portfolio, asset class, or an investment strategy than typical decisions. The CIO will include changes to these initiatives as part of the annual AIP proposal and will provide a quarterly update on progress towards these initiatives at regular Commission meetings.

1. Risk Management – The Quantitative Solutions Group will continue to improve risk monitoring at the Portfolio, asset class, and manager levels. The team will place special emphasis on improving the quality of risk reporting at these levels.<sup>5</sup>
2. End of Fund Life - Establish a discipline to evaluate private investments approaching the end of fund life to optimize asset class performance.
3. Human Capital – Analyze the impact of anticipated baseline changes on asset class staffing needs and align human capital resources with updated portfolio priorities to ensure optimal coverage to source and perform due diligence on potential new investments.

---

<sup>5</sup> The Quantitative Solutions Group is a subset of the Investment Team responsible for quantitative analytical support on prospective investment managers as part of the investment due diligence process, and also for monitoring and reporting on investment risk.

## V. INVESTMENT POLICIES

### A. General

1. The Commission and staff must only consider pecuniary factors when making an investment decision or when allocating capital to an external investment manager. A “pecuniary factor” is a factor that a prudent person in a like capacity would reasonably believe has a material effect or impact on the financial risk or return on an investment, including a factor material to assessing an investment manager’s operational capability, based on an appropriate investment horizon consistent with a retirement system’s investment objectives and funding policy. The term excludes “non-pecuniary factors” which is any factor or consideration that is collateral to or not reasonably likely to effect or impact the financial risk and return of the investment and include but are not limited to the promotion, furtherance, or achievement of environmental, social, or political goals, objectives, or outcomes. The closing documentation of every investment must include the CEO’s certification that the decision to make the investment is based solely on pecuniary factors and is not being made to promote, further, or achieve a non-pecuniary purpose including but not limited to the promotion, furtherance, or achievement of environmental, social, or political goals, objectives, or outcomes.

2. IIC and Investment Approval Process - State law provides that the AIP is to be implemented by the Commission through the CIO. RSIC employs a team of investment professionals that support the CIO in carrying out investment management duties and responsibilities. One key component of this infrastructure is the IIC. The IIC assists the CIO by reviewing and providing recommendations to the CIO regarding proposed investments. The IIC also routinely monitors the Portfolio’s investment performance and reviews relevant policies and procedures as part of its oversight function. The Commission adopted an Investment Authority Delegation Policy which grants the CIO the ability to approve those investments which fall within the parameters of this policy, subject to the oversight of the CEO. Other investments are presented to the Commission for its approval.

3. Due Diligence – The Investment Team maintains investment due diligence policies to provide consistency and oversight to the investment process. The Initial Due Diligence Policy outlines the key tenets of the RSIC’s decision-making process in hiring investment managers. The Ongoing Due Diligence Policy outlines the process and criteria used to evaluate the retention/termination of external investment managers. Both due diligence policies are tested annually by either an Agreed Upon Procedures review by an independent auditor or by the Director of Enterprise Risk Management & Compliance. The results of this review are provided to the Audit and Enterprise Risk Management Committee.

4. Counterparty Risk Management – The Quantitative Solutions Group monitors two sources of potential counterparty risk: (1) the overlay program and (2) the System’s master custodial bank. While the risk arising from the overlay program is actively monitored by its external manager, as an added layer of oversight, the Quantitative Solutions Group is responsible for reviewing and reporting on the external manager’s prudent management of these counterparty risks.

5. Investment Strategies, Objectives, and Performance Standards:

- i. In Section III.D, the Commission described the characteristics and established the role each asset class plays in the Policy Portfolio. Within defined limits and constraints, the Commission provides the CIO and investment staff the ability to structure the portfolio for each asset class in a manner that fulfills the role the asset class plays in the portfolio. The investment staff maintain a “Baseline” document for each asset class that creates a shared understanding of how the portfolio will be structured to achieve the purpose of the asset class established by the Commission. In general, the annual plan for an asset class will involve measures designed to improve its alignment with its Baseline. The following items are detailed in the Baseline document:
  - a. The rationale and purpose of the asset class established by the Commission;
  - b. Target steady-state asset class exposures (including sub-strategies, geographies, or other relevant factors);
  - c. The target return, characteristics (income vs. appreciation), and expected active vs. passive implementation breakdown; and
  - d. An estimate of normal cost to implement the portfolio, and an estimate of the flex cost which may be incurred when market conditions present compelling opportunities.
- ii. Baselines also address the following broader issues:
  - a. The role private investments play in the Portfolio;
  - b. The mix of private vs. public market investments; and
  - c. How the portfolio is likely to change over time.
- iii. The Baseline document is reviewed and updated, as necessary, at least annually, and all RSIC employees are encouraged to present suggested revisions to any Baseline. Proposed changes to the Baseline documents are presented to the IIC for review and to the CIO for approval. In addition to addressing the investment objectives and performance standards for each asset class, the Baseline also serves as a guide to workflow and portfolio management decisions. Investment decisions are reviewed against the Baseline for portfolio fit.
- iv. As part of the individual asset class in-depth examination at each Commission meeting, the investment staff will also provide a review of the particular asset class Baseline, progress towards attaining the Baseline, and any material deviations from the Baseline.
- v. The Commission will be informed promptly of any material change to a Baseline at the next Commission meeting following the change.

6. Allowable Investments and Limitations:

- i. With certain limitations discussed below, State law provides that RSIC may invest “in any kind of property or type of investment consistent with” Title 9, Chapter 16 of the S.C. Code and Section 9-1-1310. These investments include, but are not limited to, futures, forward contracts, swaps, and options, equities, bonds, loans, 144(A)’s, exchange traded funds, American Depository Receipts, real property, and real estate investment trusts. These



investments may be listed, exchange traded, or over the counter, negotiated contracts or investments.

ii. In addition to the instruments outlined above, for every asset class, a variety of investment structures may be utilized depending on the nature of a particular investment. In accordance with the terms of the investment limitations outlined in this policy, these structures may include, but are not limited to, mutual funds, limited partnerships, limited liability companies, strategic partnerships, trusts, commingled vehicles, fund-of-funds, and separately managed accounts in which assets may be held by either the Retirement System's master custodial bank or an external custodian who is selected and monitored by the external manager or general partner.

iii. Any investment structure and the underlying instruments must be of a type generally expected to obtain exposure to an asset or sub-asset class contained in Table 8, Section III.

State law imposes certain limited restrictions on the investment of the Portfolio. The managers of the Portfolio's accounts **other than** index funds, commingled funds, limited partnerships, derivative instruments, or the like, are required to assist the Commission in meeting its obligations under S.C. Code Ann. §9-16-55, which sets forth limitations on investment in certain types of companies that are engaged in active business operations in Sudan. See Section IX for additional information.

iv. The Commission has also established a policy prohibiting an investment in any security or obligation issued by a company or a corporation that is a known sponsor of terrorist organizations or of a company domiciled in a country that is a recognized sponsor of terrorism or terrorist organizations as based on reports from the Office of Terrorism and Financial Intelligence of the Department of Treasury and the Country Reports on Terrorism by the Office of the Coordinator for Counterterrorism of the U.S. Department of State.

7. Internal Management and Overlay Program – Currently, the staff performs distribution management which is the management and disposition of in-kind distributions received from external investment managers or third parties. In addition, the CIO has discretion to use synthetic instruments, derivatives, equity baskets, and exchange traded funds in order to implement the asset allocation or otherwise manage the portfolio in accordance with the ranges established by the Commission. The Overlay program functions as a means by which the CIO and Investment Staff manage exposures and manage risk in an efficient manner using synthetic instruments, exchange-traded-funds/notes, equity or fixed income baskets, options, futures, swaps, and forward currency contracts.

8. Portable Alpha – The Commission provides the CIO with the discretion to use Portable Alpha Strategies not to exceed 15 percent of total plan assets. The use of Portable Alpha is an implementation decision that is reflected in the Implementation Portfolio Benchmark. The benchmark for Portable Alpha Strategies is the *Secured Overnight Financing Rate* (SOFR) .

9. Alternative Investments – The Commission has established guidelines applicable to its alternative investments, which include Hedge Funds and Private Markets Assets:

i. The Commission's initial commitment to a fund will not exceed 25 percent of the committed capital of that fund, unless the Commission, or the CEO for a delegated investment, specifically waives or suspends this restriction (a) in order to take advantage of a new firm or product that has not yet built an asset base, or (b) in the case of a fund that has been created specifically for RSIC (e.g., a single LP fund) or specifically for RSIC and a limited

number of other investors (e.g., two member LP fund or LLC). The closing certification for any delegated investment for which the CEO waives this requirement must conspicuously note that this limitation is being waived and identify the basis for the waiver;

- ii. Unless otherwise approved by the Commission, no more than 15 percent of an alternative asset investment allocation may be invested with a single manager, general partner, or single fund, with the exception of Funds of One and Strategic Partnerships;
- iii. Staff will notify the Commission if the collective exposure to Private Equity, Private Debt, Private Real Assets exceeds 30 percent of total plan assets; and
- iv. Hedge funds may not exceed 15 percent of total plan assets.

Equity investments not to exceed 70 percent – State law provides that the AIP must also include the minimum and maximum allocations to equity investments on an ongoing basis, not to exceed 70 percent. The allowable ranges for equity investments are set forth in Table 8, Section III. While State law does not stipulate whether the limitation of 70 percent is based on cost or market value, the Commission manages this limitation by the amount of exposure to equity on a market value basis. Therefore, if the exposure to equity investments exceeds 70 percent of the total market value of the Portfolio, the CIO is required to rebalance the Portfolio.

10. Managing Cost – In accordance with State law, the AIP addresses methods for managing the costs of RSIC’s investment activities. RSIC strives to earn the highest risk-adjusted return on a net of fees basis and recognizes that cost is an important variable to consider. The Investment Team actively engages in an array of strategies to reduce the cost of the Portfolio, including the following:

- i. Increasing the initial investment size;
- ii. Seeking aggregation discounts from firms with which we have multiple investment strategies;
- iii. Utilizing co-investments in private markets;
- iv. Quantifying and monitoring the effectiveness of active implementation across public market asset classes; and
- v. Requesting reductions to, or elimination of, management fees, as appropriate.

11. Risk:

- i. All investments carry some degree of risk. The focus of the RSIC risk function is managing and monitoring these risks to ensure that the Portfolio’s risks are appropriate and that the overall level of risk taken is consistent with meeting the Commission’s investment objective. Key risk initiatives are:
  - a. Incorporating the Plan’s liability structure into the investment decision process; and
  - b. Developing and refining tools to facilitate the incorporation of System liabilities into

portfolio management.

- ii. RSIC Staff monitors risk levels both in absolute terms, but also in relation to the Reference Policy benchmark established by the Commission's asset allocation. This is accomplished using a mix of proprietary and third-party systems and tools.
- iii. At the Portfolio level, Staff will:
  - a. Maintain the Portfolio's asset allocation within the limits established by this policy;
  - b. Employ an appropriate level of diversification and adhere to the limits within this policy or as contracted with the manager;
  - c. Adhere to policies and procedures established by the Commission; and
  - d. Maintain adequate liquidity for benefit payments and capital calls.
- iv. Staff provides the Commission with risk reporting as part of the Portfolio Performance Framework to ensure that risk remains within acceptable levels and to judge the value of portfolio structure and manager selection decisions on a risk adjusted basis.

12. Manager Monitoring Guidelines - RSIC Staff maintains an Ongoing Due Diligence Policy that outlines the manager monitoring requirements in detail. In summary, the Investment Team is required to perform periodic reviews of each active manager. These reviews contribute to the decision to either retain or terminate that manager. These reviews involve both quantitative and qualitative assessments in order to ensure that any decision is made fairly and consistently, and to avoid untimely or undisciplined decisions that may adversely impact returns. Additionally, the Investment Team reviews audited financial statements, compliance certifications, and investment fees on an annual basis. Compliance with the Ongoing Due Diligence Policy is reviewed annually through an Agreed Upon Procedures audit performed by an independent auditor.

13. Proxy Voting – (1) Shareholder proxy votes must be cast in a manner in keeping with fiduciary duty and in a manner that is consistent with the best interest of the trust fund, based on pecuniary factors, and most likely to maximize shareholder value over an appropriate investment horizon. Any engagement with a company regarding the exercise of shareholder proxy votes or the proposal of a proxy question, must be based on pecuniary factors and for the purpose of maximizing shareholder value, except that RSIC may engage with a company to express opposition to the proposal of or the merits of a proxy question that does not have a pecuniary impact.

(2) To the extent that it is economically practicable, RSIC must retain the authority to exercise shareholder proxy rights for shares that are owned directly or indirectly. RSIC may retain a proxy firm or advisory service to assist it in exercising shareholder proxy rights, but only if the proxy advisor has a practice of and commits to follow proxy guidelines that are consistent with the requirements of item (1).

(3) RSIC may only allocate capital to a public equity investment strategy if the manager of the investment strategy has a practice of and commits in writing to meet the requirements of item (1), unless it is not economically practicable to do so, or it is necessary to avoid the concentration of assets with any one or more investment managers. For any public equity investment strategy for which the manager does not have a practice of and does not commit in writing to meet the requirements of item (1), a summary of the terms, fees, and performance of the investment must be included in RSIC's annual investment report and published in a conspicuous location on the RSIC's website.

(4) The Commission must annually review compliance with this section regarding the exercise of



shareholder proxy rights. The Commission must review a report that summarizes the votes cast by or on the Commission's behalf or at the Commission's direction. The report must include a vote caption, RSIC's vote, the recommendation of company management, and the recommendation of any proxy advisor retained by RSIC. This report must be posted in a conspicuous location on the Commission's website.

## **B. Compliance**

1. Placement Agent Policy – State law prohibits RSIC from making an investment where a placement agent receives compensation in connection with RSIC's investment. The Commission's Placement Agent Policy is set out in Section VIII.

2. Investment Manager Sourcing and Conflict Disclosure Policy – In order to enhance transparency and avoid even the appearance of impropriety, before an investment recommendation is made to the Commission or CIO, any Commissioner or RSIC staff member involved in the sourcing or due diligence of a new investment completes a Sourcing and Conflict Disclosure Form. The CEO and CIO must complete a Sourcing and Conflict Disclosure form for each investment.

1. Annual Certification and Ongoing Testing of Guideline Compliance – The Ongoing Due Diligence Policy requires each manager to annually certify its compliance with the contractually

specified guidelines. These certifications are reviewed by RSIC's Compliance function, as well as the Investment Team, and are subject to an annual audit. There is also ongoing testing of guideline compliance for those public markets mandates which are governed by an Investment Management Agreement and custodied with the master custodial bank.

### C. Governance and Oversight

1. Performance Standards and Reporting - As noted above, State law requires that the AIP address the Commission's performance standards. The performance standards and benchmarks are described in Section III. In addition, RSIC receives monthly performance reports from the custody bank and the Commission receives quarterly performance reports prepared by RSIC's performance reporting staff and the general investment consultant. The performance reporting prepared by RSIC performance reporting staff must incorporate the Portfolio Performance Framework required in Section III.

2. Diversification – State law requires that the AIP address the topic of diversification, including sectors, issues and other allocations of assets that provide diversification in accordance with prudent investment standards. The Commission provides the CIO with parameters regarding its diversification objectives through the asset allocation, asset and sub-asset allocation ranges, and performance standards set out in Section III. The Portfolio Reporting Framework required in Section III also provides the Commission the ability to oversee the implementation of the long-term portfolio strategy, as well as the actual implementation of the Commission's diversification directives.

### 3. Procedures regarding consultants, managers, service providers selections and terminations

i. Selection - State law requires that the AIP include procedures and policies for selecting, monitoring, compensating, and terminating investment consultants, equity investment managers, and other necessary professional service providers. Investment managers are primarily selected by the CIO, subject to the oversight of the CEO, pursuant to the Investment Authority Delegation Policy through an investment process that also complies with the Investment and Operational Due Diligence Polices. The CIO recommends to the Commission for its approval the selection of any manager of an investment that exceeds the limits of or falls into one of the exceptions to the investment delegation policy. Any investment recommended to the Commission for its approval must also comply with the Investment and Operational Due Diligence Policies. All other service provides are selected pursuant to the Commission's Service Provider Selection Policy which is included in the Commission's Governance Policies (RSIC Governance Policies can be found at: <https://www.rsic.sc.gov/documents/2017.07.14%20Governance%20Policy%20Manual.pdf>)

ii. Compensation, Fees and Expenses – Service providers, including consultants and investment managers, will be compensated commensurate with the services provided and

industry practices. The Commission will pursue cost savings through structural efficiencies and will strive for fee reductions through negotiations. Investment management fees are evaluated utilizing several metrics or tests. First, fees are examined relative to industry/peer standards. Second, when it reviews potential new mandates or restructurings of existing allocations, the investment staff assesses fees based on the cost relative to other implementation options. For example, in global public equities, the fees charged by active managers (as well as their expected performance and risk) are compared to other methods of obtaining similar market exposure, while in the private markets, fees (as well as expected performance and risk) are compared to public market implementation alternatives. Lastly, to the extent practicable, fees will also be evaluated based on an assessment of the manager's ability to generate excess returns. Investment Staff gathers actual fees and provides annual public disclosure of all fees paid to external managers. The Commission receives an annual report on the cost of its investment program from an independent expert, and may also call upon its investment consultants for assistance in analyzing and addressing issues relating to investment fees. Operating expenses applicable to internal investment operations and the general business of the RSIC are managed by the CEO within the parameters of the annual budget approved by the General Assembly.

iii. Term and Termination -The Commission or the CIO, as applicable, may terminate an investment manager whenever the Commission or CIO determines that its objectives can more efficiently or effectively be met by the selection of another manager or under a different management mandate. The Commission and CIO retain the right to terminate a manager with or without cause and at any time. It should be noted that termination rights may not apply to certain types of investment structures (e.g., typical private markets funds). Circumstances which suggest an immediate review and a possible termination include, but are not limited to, the following:

- a. Manager changes strategy or investment style;
- b. Critical elements of the investment process have deteriorated;
- c. Transaction costs are unreasonable;
- d. Management fees are higher than similarly styled managers for similarly sized portfolios;
- e. Manager is unable to meet the performance expectations within the risk tolerance specified;
- f. Material organizational or personnel changes;
- g. Manager is not complying with the applicable provisions of the Commission's SIOP; and
- h. Manager is not complying with the applicable provisions of the Commission's AIP.

4. Delegation of Authority to CIO - State law requires that the AIP and SIOP contain a detailed description of the delegation of final authority to invest made by the Commission. The



Commission has delegated its final authority to invest to the CIO, subject to the oversight of the CEO, generally in the following amounts:

- i. not to exceed 75 bps of plan value per investment for illiquid structures; and
- ii. not to exceed 200 bps of plan value per investment for liquid structures.

The Commission's full Investment Authority Delegation Policy is set out in Section VI.

5. Policies and Procedures to Adapt Portfolio to Market Contingencies - State law requires that the AIP include policies and procedures providing flexibility in responding to market contingencies. The ranges included with the Commission's asset and sub-asset class allocation ranges established in Section III provide the CIO with extensive flexibility to adapt the portfolio to market conditions. Similarly, the Commission's Investment Authority Delegation Policy provides the CIO the ability to adapt the Portfolio to changes in market conditions. To the extent that the CIO deems the scope of the authority delegated to the CIO insufficient, the CIO with the approval of CEO may take action deemed necessary to protect the Portfolio in an extreme market environment. The CIO will promptly inform the Commission of any such actions.

6. Portfolio Rebalancing - The Commission delegates to the CIO or his designee the authority to execute manager and/or securities transactions to implement rebalancing, manage liquidity, or to otherwise manage exposures within the allowable ranges. As part of this delegation, the Commission expects the CIO to articulate, implement and provide reporting to the Commission regarding the Portfolio's rebalancing and exposure management activities as requested. A high-level summary of the rebalancing and exposure management guidelines include:

- i. The asset allocation is reviewed on an ongoing (typically monthly) basis by Staff and the CIO to ensure that the Portfolio is within its allocation ranges and to identify appropriate actions necessary to maintain compliance and to provide for the Plan's liquidity needs.
- ii. The goal of the rebalancing and exposure management activities is to implement the investment strategy at a reasonable cost within the targets and ranges established by the Commission, recognizing that constant rebalancing to the exact target may not be economically justifiable. The following guidelines are used:
  - a. Rebalancing is currently performed quarterly unless a case has been made **not** to rebalance. Potential rebalancing activity is flagged for consideration based upon exposure reporting that is updated by RSIC's performance reporting staff. Rebalancing the portfolio incurs costs (trading commissions, bid-ask spread, and market impact) which are taken into consideration when rebalancing the Portfolio;
  - b. When an asset class reaches its minimum or maximum allocation, Staff will initiate rebalancing transactions to keep allocations within the approved ranges. Otherwise, Staff must seek Commission approval to remain outside the range; and
  - c. Concentration risk with respect to significant reliance on any single external manager is reviewed regularly by Staff. Mitigation of performance, operational, headline/reputational, or other fiduciary risks is typically achieved by maintaining a diversified allocation approach both within and across asset classes.

iii. RSIC Staff must balance the risks noted above with the economic benefits associated with a streamlined approach that uses fewer, larger allocations. Additional analyses of the costs and benefits of passive vs. active market exposure are an important input in these decisions.

#### **D. Investment Manager Guidelines**

1. General - In keeping with the responsibilities assigned to the CIO by State law and the Commission's Governance Policies, the Commission authorizes the CIO and his designees to develop and revise investment management guidelines for each internally and externally managed investment manager. In making this delegation, the Commission acknowledges that discretion in implementing the investment strategy, within the parameters of all applicable guidelines, will typically be granted to the Commission's investment managers. This discretion is usually limited to the selection of securities and the timing of transactions within the portion of the Portfolio allocated to each manager.

2. Funds of One - A Fund of One is an investment structure in which there is typically a majority investor in a specific vehicle or fund. The Commission or CIO as applicable may elect to use a Fund of One structure when the structure will have lower costs, customized exposure advantages, and/or other beneficial considerations. The CIO is responsible for the day-to-day investment responsibilities with respect to Funds of One, including providing affirmative or negative consent for underlying investments, as required.

#### 3. Pooled or Commingled Funds:

i. Commingled investment vehicles can often provide lower costs and better diversification than can be obtained with a separately managed account pursuing the same investment objectives. However, commingled investment funds cannot customize investment policies and guidelines to the specific needs of individual clients. Recognizing these trade-offs, the Commission or the CIO, as applicable, may accept the policies of such funds in order to achieve the lower costs and diversification benefits of commingled vehicles, and exempt commingled investment vehicles from the requirements and guidelines of this policy if:

- a. The investment practices of the commingled vehicle are consistent with the spirit of this policy and are not significantly different in letter; and
- b. The benefits of using a commingled vehicle rather than a separate account are material.

ii. The Commission or CIO, as applicable, may structure a portfolio as a separate account that allows for the advantages of commingled vehicles, but with RSIC as the only investor. With international assets, commingled vehicles save the Commission from having to provide additional resources for currency and foreign custody issues as the manager will assume responsibility for these functions.

iii. If an investment mandate is structured through a commingled vehicle, the investment policies of that vehicle will be the legal governing policies of the investment of assets allocated to that vehicle.

4. Strategic Partnerships - The Commission may elect to establish Strategic Partnerships with certain asset managers who are believed to possess specific expertise, knowledge, and capabilities for a limited or broad range of investment strategies. The performance of each Strategic Partnership will be reviewed by the Commission periodically, with a more comprehensive review occurring approximately every 3 to 5 years. The investment approval and evaluation process within the Strategic Partnership is similar to that followed for other investments, however, in addition to passing RSIC's internal process, the investment must also be approved by the investment committee of the strategic partnership.

5. Trade Execution - For all accounts, the Commission expects the purchase and sale of its securities to be conducted in a manner designed to receive the best combination of price and execution. The Commission may evaluate policies that provide for the most efficient and effective trading process. The compliance with investment guidelines must be monitored by the investment managers on an ongoing basis and be based on then-current market values. Securities that, if purchased, would constitute a compliance violation may not be purchased. In the event of a compliance violation, the manager will be expected to promptly notify investment staff. If for some reason the manager does not believe that it is prudent to immediately bring the account back into compliance, the manager will be expected to present a justification as well as a proposal for bringing the account composition back into compliance.

**E. Compliance with Section 9-16-320 of South Carolina Code:**

1. S.C. Code Section 9-16-320 requires the Commission to meet at least once each fiscal quarter for the purpose of reviewing the performance of investments, assessing compliance with the annual investment plan, and determining whether to amend the plan.

2. The Commission has adopted a strategic calendar that sets a meeting schedule of five meetings per year with a least one meeting every fiscal quarter. The strategic calendar also contains standing agenda items for each meeting to ensure compliance with this Section to include:

i. Quarterly Investment Performance Review – at each meeting the Commission receives a report and presentation on the quarterly, fiscal year to date, one, five, and ten-year plan investment performance. The quarterly performance reports and presentations are based on the Portfolio Performance Reporting Framework described in Section III and are designed to provide the Commission with the ability to judge the absolute value of performance as well as the relative performance between the benchmark portfolios and actual portfolio's performance. The Commission also receives risk reports to judge the absolute and relative risk of the of these portfolios.

ii. AIP Compliance Review – At each meeting the Commission receives reports detailing compliance with the Annual Investment Plan to include:

a. A review of the asset class exposures and sub-asset class components of the portfolio to ensure compliance with the allowable ranges contained in Section III, Table 8, and to ensure adequate diversification of the portfolio and that the portfolio is not concentrated in any one industry sector, market sector, or issuer;



- b. A review of relevant progress towards any of the Strategic Initiatives in Section IV;
  - c. Any significant market contingencies and review of any responsive action that resulted in a decision not to rebalance the portfolio pursuant to Section V.C.6 or any action taken to protect the Portfolio which fell outside the allowable ranges in Section III, Table 8;
  - d. Action resulting in significant cost savings to the Portfolio;
  - e. Any material deviation from the general operational and investment policies, and
  - f. As part of an in-depth review of one of the Policy Portfolio asset classes at each meeting, a review of the asset class baseline and progress towards meeting the baseline.
- iii. The Commission retains the authority to amend any portion of the AIP requirements at any meeting and is required to consider amendments proposed by the CIO at its April meeting. However, if the Commission does not act to amend the AIP at any other meeting, it should be presumed that it determined not to amend the plan.

#### **F. General Provisions Related to Alternative Investments**

1. South Carolina law, the Employee Retirement Income Security Act of 1974 (“ERISA”), and the Uniform Management of Public Employee Retirement Systems Act of 1997 (“UMPERSA”) each have similar or compatible, but not identical, definitions and responsibilities of fiduciaries with respect to managing and investing assets of retirement systems. For clarity and consistency, it is prudent for the Commission to declare standards for interpretation of certain terms used in these sources.
2. As relating to the use of alternative investment strategies, the “Plan Assets” of the Retirement System include the System’s ownership interest in the following entities (e.g., a share or a unit), but do not include the underlying assets owned by the entity itself:
  - i. a registered investment company;
  - ii. a registered security that is widely held and freely transferable;
  - iii. an entity in which “benefit plan investors” hold less than 25 percent of the equity interest as defined and determined by ERISA §3(42);
  - iv. an “operating company” engaged in the production or sale of a product or service other than the investment of capital;
  - v. a “real estate operating company” or REOC (which actively manages and develops real estate consistent with U.S. Department of Labor ERISA regulations);
  - vi. a “venture capital operating company” or VCOC (which actively manages “venture capital investments” consistent with U.S. Department of Labor ERISA regulations); or
  - vii. a private investment partnership or offshore investment corporation the offering memorandum of which allows for the entity to take both long and short positions, use leverage and derivatives, and invest in many markets.
3. Whenever RSIC invests in an entity that does not hold Retirement System’s assets, the decision to invest in the entity will be subject, *inter alia*, to the South Carolina fiduciary rules and ethics standards provided by state law, but the transactions engaged in by the entity generally will not be subject to the same rules.
4. RSIC will at times need to interpret statutes while implementing and administering the investment program. Whenever the South Carolina statutes are substantively similar to provisions

of ERISA or UMPERSA, and to the extent practicable and consistent with South Carolina law and other principles of general application relating to public pension plans, RSIC intends to use (1) pertinent provisions of ERISA; (2) interpretive rules and regulations of the U.S. Department of Labor relating to ERISA; and (3) the Reporter's official comments to UMPERSA for guidance.

## 5. Investment Authority Delegation Policy

- A. Pursuant to Section 9-16-330(B) of the 1976 Code, the Commission delegates to the CIO the final authority to invest subject to the oversight of the CEO and the requirements and limitations of this policy. The size of any one investment made pursuant to this policy is limited to the percentage of total plan assets that applies to the particular asset class to which the investment pertains as provided in Section C of this policy and subject to any other limitation the Commission may place on this authority at any given time. The value of total plan assets to which the percentage limitations apply must be the estimated total value of plan assets included in the most recent quarterly investment performance report prepared pursuant to Section 9-16-90(A) of the 1976 Code. For purposes of this policy, a co-investment made outside of a co-investment partnership (e.g., the GCM Co-Investment Partnership or a co-investment vehicle attached to a fund investment) is considered a separate and distinct investment from an investment in a commingled fund, fund of one structure, or an amount committed to a separately managed account and is separately subject to the limitations and requirements of this policy. Individual investments made in a separately managed account or a fund of one structure are not considered separate investments for purposes of this policy and are subject in aggregate to the limitations and requirements of this policy regardless of whether some degree of discretion is retained by staff regarding individual investments to be included in the applicable account.
- B. The investment process for any investment made pursuant to this policy must be substantially similar to the investment process employed prior to the adoption of this policy, but for the requirement that the Commission approve the investment prior to closing the investment and must adhere to RSIC's Due Diligence Guidelines and Policies. Notwithstanding the authority granted by this policy, an investment must be presented to the Commission for its approval if it meets any of the following criteria:
1. An investment into an asset class other than (i) an asset class or sub-asset class provided in Table 8, Section III of the Consolidated AIP/SIOP or (ii) Portable Alpha Hedge Funds;
  2. The majority of the types of assets contemplated to underlie the investment have not been previously included in the investment portfolio;
  3. The strategy to be employed by the investment manager is not substantially similar to an investment that has been previously subject to the Commission's investment due diligence process; or
  4. The investment strategy, other than in publicly traded assets, has important direct connections to South Carolina residents, state policymakers, or South Carolina focused businesses, and/or a majority of the assets of the investments would be principally located in South Carolina.
- C. The amount of delegation for new investments approved pursuant to this policy shall not exceed 5% of the total value of Plan assets between regularly scheduled Commission meetings. The size of an individual investment made pursuant this policy is subject to the following limitations provided for the asset class applicable to the investment:
1. Public Markets - 2% of the total value of plan assets, unless it is reasonable to believe that due to the particulars of the investment strategy that liquidating the investment would



ordinarily require longer than ninety days and, in such case, the limit is 1% of the total value of plan assets, for:

- i. Global Public Equity:
  - a. Domestic,
  - b. Developed Non-US,
  - c. Emerging Market,
  - d. Equity Options;
- ii. Bonds:
  - a. Core Bonds (IG),
  - b. Inflation-linked (IG),
  - c. Mixed Credit (non-IG),
  - d. EM Debt,
  - e. Net Cash and Short Duration; and
- iii. Portable Alpha Hedge Funds.

2. Publicly-Traded Real Estate - 1% of the total value of plan assets.

3. Private Markets - 75 bps of the total value of plan assets for:

- i. Private Equity,
- ii. Private Debt,
- iii. Private Real Assets,
  - a. Real Estate, and
  - b. Infrastructure.

D. Pursuant to Section 9-16-330(B)(2), the closing documentation of any investment made pursuant to this policy must include the CEO's certification that the investment conforms to the amount and extent of delegation provided by this policy.

E. The Commission must be informed of an investment made pursuant to this policy no later than three days following the closing of the investment. The notification must include an executive summary of the investment and provide access to any of the following documents relied upon by staff when making the investment:

- 1. the investment due diligence report,
- 2. the operational due diligence report,
- 3. any memorandum and/or reports from the general or specialty consultant,
- 4. the Internal Investment Committee action summary,
- 5. the completeness check certification, and
- 6. the final versions of pertinent legal documents, including the Investment contract, limited partnership agreement, the investment management agreement, as applicable, and/or other closing documents.

F. An investment made pursuant to this policy must be reviewed with the Commission at the next regularly scheduled Commission meeting.

G. The CIO must provide the Commission with an updated proposed investment pipeline on a monthly basis.

- H. The delegation of the final authority to invest pursuant to this section includes the authority to terminate an investment manager if the investment was made pursuant to this policy or the amount of capital committed to the manager by the Commission would fall within the applicable limits provided in Section C. The CIO must approve any termination of a manager made pursuant to this policy, subject to the oversight of the CEO. The CIO must provide a memorandum to the Commission summarizing his justification for terminating the manager within three days of terminating the manager. The CIO must provide a review of the termination to the Commission at the next Commission meeting.
- I. The Commission will review this policy annually to ensure that it remains relevant and appropriate, or when there has been an amendment to state law relevant to any section of this policy, or a Commission approved change in the responsibilities, duties or operations of the Commission or its Committee generally, or as otherwise deemed appropriate by the Commission.
- J. No provision of this policy shall apply to the extent that it is in conflict with any provision of the Code of Laws of South Carolina, 1976, as amended. In the event of such conflict, the applicable Code provision shall apply in all respects.
- K. This policy was adopted by the Commission on September 28, 2017, subject to final approval by the Chair of the incorporation of certain amendments into the policy. The Chair issued final approval of the policy on October 23, 2017.
- L. This policy was amended on December 2, 2021 and took effect on December 2, 2021.

## 6. SECURITIES LITIGATION POLICY (“POLICY”)

### A. Purpose and General Principles

- a. The purpose of this Policy is to set forth the South Carolina Retirement System Investment Commission’s<sup>1</sup> guidelines with respect to securities litigation. Interests in securities litigation matters will be managed as assets of the South Carolina Retirement Systems Group Trust (the “Trust”) with the goal of enhancing the long-term value of the Trust.
- b. The Commission acknowledges that it has a fiduciary duty to take reasonable actions to pursue and collect on legal claims held as an asset of the Trust. The Commission also recognizes that most, if not all, of the securities litigation claims in which the Trust may have an interest will be pursued by law firms from the class action bar regardless of whether RSIC takes an active role in the litigation.
- c. This Policy outlines the Commission’s procedures for monitoring the Trust’s portfolio for potentially actionable losses, protecting the Trust’s interests in litigation related to portfolio losses, and maximizing recoveries attainable by the Trust from such actionable losses.
- d. This policy consists of four sections: 1) a section relating to asset recovery as passive class members in U.S.-based securities actions; 2) a section for litigation of securities listed on domestic exchanges where RSIC deems active participation is warranted; 3) a section for litigation of securities listed on foreign exchanges; and 4) a section related to the monitoring process for both foreign and domestic claims in which the Trust takes an active role.

### B. Part One: Securities Litigation Policy for Filing Proofs of Claim (“Passive Participation”)

- a. Under U.S. federal law, securities class action lawsuits function as “opt-out” cases. This means that the Trust does not need to participate as a named party in order to recover its *pro rata* share of a class action recovery so long as the certified class claims include the losses incurred by the Trust. This type of participation is called Passive Participation. When notified of a class action settlement in which the Trust has suffered a loss, RSIC need only submit a timely and valid proof of claim in order to be included in any recovery.
- b. The Trust’s custodial bank, The Bank of New York Mellon (“BNY Mellon”), is responsible for completing and filing all proofs of claim, including the necessary supporting documents and information in every securities class action pending in the U.S. in which the Trust has a direct interest (i.e., for Trust assets that are custodied at BNY Mellon (“In-Bank Assets”)). BNY Mellon is not responsible for filing proofs of claim for, or otherwise reporting on the management of, securities class action litigation for assets that are not custodied at BNY Mellon (“Out-of-Bank Assets”).

---

<sup>1</sup> “Commission” refers to the commission of seven members responsible for managing the South Carolina Retirement System Investment Commission, as specified in S.C. Code of Laws Ann. Section 9-16-315.

“South Carolina Retirement System Investment Commission” or “RSIC” refers to the agency established by South Carolina law for the purpose of investing and managing all assets held in trust for the participants and beneficiaries of the state’s five separate defined benefit plans.



- c. BNY Mellon’s claims filing responsibilities are set forth in more detail in the Service Level Description, dated July 21, 2019, between the Trust by and through RSIC and BNY Mellon (the “SLD”). The SLD outlines the process for: (i) identifying and reviewing all class action recoveries (whether by settlement or trial); (ii) providing timely notice of each settlement recovery to RSIC and the Commission; (iii) filing complete and accurate proofs of claim forms in a timely fashion on behalf of the Trust; (iv) providing quarterly reports outlining all claims filed on behalf of the Trust during the quarter; and (v) providing quarterly reports identifying all securities litigation proceeds recovered by the Trust directly or on its behalf. In the event of a claim involving securities that are not identified by a specific security identifier (e.g., CUSIP, ISIN, SEDOL, etc.), BNY Mellon will use commercially reasonable efforts to identify impacted securities recorded in BNY Mellon’s records relating to the security named in the documentation received. In the event that BNY Mellon is unable to file a claim on the Trust’s behalf (e.g., involving anti-trust claims), BNY Mellon, or in some cases a third party, will forward the relevant claim information to RSIC, and RSIC will utilize the services of third-party claims filing services that specialize in analyzing and filing such claims.

**C. Part Two: Securities Litigation Policy for Securities Listed on a Domestic Exchange**

- a. While the Commission has a fiduciary obligation to take reasonable action to collect on legal claims held by the Trust, the Trust, acting by RSIC, may need to engage in active participation (“Active Participation”) on occasion. This type of participation involves serving as lead plaintiff in cases in the domestic exchange context. Active Participation in domestic securities class actions must be balanced with the Commission and RSIC’s primary obligation to maximize the investment returns of the Trust. This determination must also be weighed against the additional costs and burden on staff that may result by becoming lead plaintiff in a securities litigation case as well as the recognition that the Trust’s position as a lead plaintiff will not, in and of itself, entitle the Trust to any greater recovery.
- b. **Authority to Seek Lead Plaintiff Designation:** Due to the time-sensitive nature of electing to seek a lead plaintiff designation and the Chief Executive Officer’s (“CEO”) statutory designation as the chief administrative officer of RSIC, the Commission, through this Policy, has delegated to the Executive Leadership Team the authority to elect to seek a lead plaintiff designation where appropriate, reasonable, and prudent to protect the interests of the Trust.
- c. **Decision-Making Guidance for Active Participation:** The Executive Leadership Team will generally consider seeking lead plaintiff status (“Active Participation”) in a domestic class action when: (i) the Trust’s projected losses exceed \$5 million U.S. Dollars (the “Loss Threshold”); or (ii) when the loss is substantial but less than the Loss Threshold and there are significant special factors justifying the Trust’s involvement. The determination of special factors will be made in the discretion of the Executive Leadership Team.
- d. **Monitoring Procedures:** In addition to the reporting provided by BNY Mellon for class action litigation involving In-Bank Assets, the Trust may retain three or more securities litigation monitoring law firms (the “Firms”) to advise RSIC via periodic reporting of recently-filed class actions in which the Trust has sustained losses and which appear to

have merit. The Firms will generally be engaged for up to five years, with the option to terminate earlier or renew for additional periods. Each of the Firms will provide reporting on at least a quarterly basis outlining all recently filed claims in which the Trust has sustained losses. Additionally, the Firms will submit written memos to RSIC on certain cases, including any cases exceeding the Loss Threshold, regarding the alleged facts of the case, the estimated losses, the Firm's view on the merits of the allegations, and a recommendation as to whether RSIC should seek a lead plaintiff position in the matter. RSIC Legal will perform an initial review of all reports and memos received from the Firms. Any reports or memos indicating a loss that exceeds the Loss Threshold will be forwarded to the CLO for further review. The CLO will review the reports and will follow up with the Firms that have provided the memorandum to get additional insight and information about potential claims exceeding the Loss Threshold ("Reviewable Claims") and will make additional inquiries or conduct additional research as needed.

- e. After review by the CLO, the CLO will confer with the Executive Leadership Team regarding the merits of Reviewable Claims, including the projected losses incurred by the Trust, the specifics of the related investment(s), available staff resources, and the recommendations of the Firms regarding whether the Trust should seek a lead plaintiff position. Any decision to seek a lead plaintiff designation for a claim exceeding the Loss Threshold or based on special circumstances must be made by a unanimous vote of the Executive Leadership Team. The Executive Leadership Team will notify the Chair and Vice-Chair of the Commission about any decision to seek a lead plaintiff position and will update the Commission via reporting to the Commission's secure portal.
- f. **Selection of Outside Counsel for Securities Litigation** If the Executive Leadership Team determines that it is prudent to hire one of the Firms or other legal counsel to represent the Trust in a securities litigation action to protect the assets of the Trust, all selection of counsel and retainer agreements shall be negotiated, executed, and monitored by the CEO with assistance from the CLO. The CEO may engage one of the Firms hired to monitor the Trust's portfolio, or the CEO may seek to engage other counsel after consultation with the CLO and notice and consultation with the Office of the South Carolina Attorney General, as required by S.C. Code Ann. Section 9-16-315(I). When RSIC first engages the Firms, RSIC will pre-negotiate a proposed engagement agreement for potential litigation, which must be approved by the CEO.

#### **D. Part Three: Securities Litigation for Securities Listed on a Foreign Exchange**

- a. Due to the 2010 Supreme Court case, *Morrison v. National Australia Bank Ltd.*,<sup>2</sup> investors no longer have the protections of U.S. securities laws for securities that were purchased on a non-U.S. exchange. Unlike the U.S. class action process, foreign securities actions generally require investors to join as a named-plaintiff or "opt-in" at the commencement of the case in order to be entitled to a share of any recovery. This "opt-in" process requires affirmative decisions early in the process to join the lawsuit in order to participate in any recovery. In many cases, investors may be required to make these decisions before a foreign action is even filed.

---

<sup>2</sup> *Morrison v. National Australia Bank Ltd.*, 561 U.S. 247 (2010).

- b. **Decision-Making Guidance for Active Management:** Because there is rarely an option for passive participation in foreign securities actions, the review for participation in these actions differs from those explained in Part Two of this Policy. The CLO will review notices of potential claims in foreign securities actions and will review recommendation memos received from the Firms or other sources in those cases where the loss threshold exceeds \$1 million (the “Foreign Loss Threshold”). In foreign jurisdictions, various groups, including non-law firm litigation funding organizations, may act as a funding source for the litigation and work with a certain legal team to initiate litigation. In some cases, the group that first files a lawsuit may become a founding group (“Founding Group”). Founding Groups may impose differing terms and conditions in order to participate in a lawsuit. The CLO will review all available factors relating to participating in foreign actions for claims exceeding the Foreign Loss Threshold, including but not limited to: (i) the amount of the loss; (ii) the potential litigation fees; (iii) the litigation funding requirements; (iv) whether more than one litigation funding group is proposing participation; (v) the risk of adverse costs; (vi) the legal merits of the case; (vii) the contractual requirements for joining and/or bringing a claim; and (viii) the potential cost of staff’s time. . After reviewing the above factors and the documentation required to elect to participate in the applicable foreign jurisdiction, the CLO will make a recommendation to the CEO on whether to participate, and if applicable, which Founding Group to elect based on the most suitable contract terms available for the Trust. The CEO, after reviewing the CLO’s recommendation, will elect (A) whether or not to pursue participation in foreign litigation that exceeds the Foreign Loss Threshold; and (B) which funding group to select based on the terms and legal requirements of each. The CLO, working with the Firm(s), as applicable, will negotiate the required documentation and retain the right to change a recommendation to participate if suitable contract terms cannot be negotiated with the Founding Group.

**E. Part Four: Litigation Monitoring for Active Participation in Domestic and Foreign Litigation**

- a. The CEO, acting via the CLO, will monitor any pending domestic or foreign cases in which RSIC is actively participating. The CLO will request quarterly written status updates from any Firms representing RSIC in Active Participation cases. The CLO will actively participate in discussions with the Firms regarding any participation by RSIC Staff or document production needs. The CEO and CLO will be actively involved in settlement discussions for any domestic litigation action. The CLO will submit periodic updates to the CEO and the Commission regarding such cases. In accordance with the CEO’s statutory authority as chief administrative officer of the Commission, the CEO retains the ultimate authority related to the direction of any class action litigation and/or settlement pursuant to this Policy. The CEO may consult the Commission on any matter related to the initiation of or conduct of any lawsuit pursuant to this Policy. The CEO shall have full authority to approve a proposed settlement of any litigation. In addition, the CEO shall have full authority to execute all contracts, legal documents, settlements, certifications, and authorizations required to pursue litigation authorized by the Executive Leadership Team.

- F. The Commission shall review this policy at least once every three (3) years to ensure that it remains relevant and appropriate.



## 7. Placement Agent Policy

- A. Purpose.** It is the intent of this Policy to comply with S.C. Code Ann. §9-16-100, which prohibits compensation being paid to a Placement Agent (as defined below) as a result of an investment by the Retirement System (as defined below).
- B. Definitions.** For purposes of this Policy, the following capitalized terms will have the defined meaning set forth below:
- a. Pursuant to §9-16-100(B), a “Placement Agent” means any individual directly or indirectly hired, engaged, or retained by, or serving for the benefit of or on behalf of an external manager or an investment fund managed by an external manager and who acts or has acted for compensation as a finder, solicitor, marketer, consultant, broker, or other intermediary in connection with making an investment with or investing in a fund managed by the external investment manager.
  - b. “Placement Agent Policy Compliance Letter” means that letter which will be requested from prospective external investment management firms in accordance with the terms of this Policy.
  - c. “Policy” means this Placement Agent Policy.
  - d. “Retirement System” means the South Carolina Retirement Systems Group Trust.
  - e. “RSIC” means the South Carolina Retirement System Investment Commission.
- C. Procedure**
- a. RSIC staff will inform prospective external investment management firms (“Investment Managers”) as to the RSIC’s Placement Agency Policy and statutory requirements as soon as practicable after RSIC staff begins the due diligence review of any potential investment. The RSIC staff member leading the due diligence review for the investment is responsible for sending written notice (paper, fax or email) to the Investment Manager requesting a Placement Agent Policy Compliance Letter. If a copy of this Policy has not already been provided to the Investment Manager, then this Policy will be made available to the Investment Manager prior to or at the time notice is given to the Investment Manager.
  - b. The Placement Agent Policy Compliance Letter must be included in the RSIC investment Due Diligence Report packet.
  - c. Investments will not be voted on by the Commission, Internal Investment Committee, or otherwise approved pursuant to RSIC policies, prior to receipt of the completed Placement Agent Policy Compliance Letter and confirmation from RSIC compliance staff that the letter is sufficient per Section G below.
  - d. The following entities must complete the Placement Agent Policy Compliance Letter as outlined below:
    - i. Investment Managers that have a direct contractual investment management relationship with the RSIC or with an investment vehicle in which the RSIC is invested.
    - ii. Investment Managers that have an indirect contractual investment management relationship with the RSIC through an investment vehicle that invests in funds or other pooled investment vehicles or other assets.

- D. Placement Agent Policy Compliance Letter.** The Investment Manager will provide disclosure in the form of a letter addressing all requirements specified below:
- a. Certification that, in compliance with §9-16-100, no Placement Agent (as defined by State law) received, or will receive, compensation in connection with the RSIC making an investment with or investing in a fund managed by the Investment Manager.
  - b. Representation that the Investment Manager has reviewed the applicable law and has not relied on the counsel or advice of RSIC or any employee, representative, agent or officer of RSIC regarding the interpretation and application of the applicable law.
  - c. Representation that all information contained in the Placement Agent Policy Compliance Letter is true, correct, and complete in all material respects.
- E. Open Records Law.** RSIC may be required to disclose information in the Placement Agent Policy Compliance Letter under the South Carolina Freedom of Information Act.
- F. Investments with Separate Account Investment Management Agreements (“IMAs”).** If, after closing, the RSIC determines that the Placement Agent Policy Compliance Letter contains a material inaccuracy or omission, the RSIC will, to the fullest extent possible, seek the option, in its sole discretion and without liability to the Investment Manager or any third party, to terminate the IMA and to pursue all remedies that may otherwise be available to the RSIC without incurring any penalty under any agreement to which it is a party.
- G. Investments in commingled investment structures (LPAs, LLCs, Trusts, etc.).** The RSIC will endeavor to have provisions incorporated into the transaction documents for commingled investment structures which would permit the RSIC to take those actions described in the next sentence. If, after closing, the RSIC determines that the Placement Agent Policy Compliance Letter contains a material inaccuracy or omission, the RSIC will seek to obtain the option, in its sole discretion and without liability to the commingled investment structure, the General Partner or equivalent management entity, any other investor in the structure or third party, to cease making further capital contributions and/or direct payments to the investment and to pursue all remedies that may otherwise be available to the RSIC without being deemed to be a defaulting Limited Partner under the transaction documents and without incurring any other penalty under any agreement to which it is a party.
- H. Review.** RSIC’s compliance staff will review Placement Agent Policy Compliance Letters and will determine whether each letter is sufficient. Any questions regarding the sufficiency of the letter will be referred to the RSIC legal department and will be reported to the CIO and applicable RSIC Staff.
- I. Staff Contact.** RSIC staff will provide notice about the prohibition in the state law to any party that contacts RSIC staff regarding a potential investment and appears to be acting in the role of a Placement Agent.

**J. Obligation to Update.** It is the Investment Manager's obligation to promptly inform RSIC staff of any material changes to a prior-filed Placement Agent Policy Compliance Letter, and to submit an updated Placement Agent Policy Compliance Letter where warranted prior to the RSIC's closing on an investment.

**K. Review and History**

- a. The Commission will review this policy at least every three years to ensure that it remains relevant and appropriate, or when there has been an amendment to state law relevant to any section of this policy, or a Commission approved change in the responsibilities, duties, or operations of the Commission or its committees generally, or as otherwise deemed appropriate by the Commission.
- b. No provision of this policy shall apply to the extent that it is in conflict with any provision of the Code of Laws of South Carolina, 1976, as amended. In the event of such conflict, the applicable Code provision shall apply in all respects.
- c. This policy was initially adopted on September 20, 2012.
- d. This policy was amended on June 22, 2017 and will take effect on July 1, 2017.



## 8. SUDAN DIVESTMENT POLICY

- A. Background.** The State of South Carolina has enacted a Sudan divestment law, codified at S.C. Code Ann. §9-16-55 (“Act”). The uncodified preamble to the Act notes that “[d]ivestment is a course of last resort that should be used sparingly and under extraordinary circumstances,” but states that “the genocide occurring in the Sudan is reprehensible and abhorrent,” warranting this type of legislative response. The Act, which applies solely to the South Carolina Retirement Systems Group Trust (“Group Trust”) managed by the South Carolina Retirement System Investment Commission (“Commission” as the governing body, “RSIC” as the agency), sets forth various criteria that are to be considered by the Commission in making the determinations required by the Act.
- B. Purpose.** The purpose of this Sudan Divestment Policy (“Policy”) is to document the manner in which the Act is administered. The Commission has the exclusive authority to invest and manage the assets of the Group Trust pursuant to S.C. Code Ann. §9-16-20. The Commission also has the fiduciary duty to manage the assets of the Group Trust solely in the interests of the retirement systems, participants, and beneficiaries. The Commission must discharge these responsibilities in a manner consistent with all applicable statutes, regulations, and policies, including the Act.
- C. Definitions.** The Act utilizes the following defined terms:
- a. “Active Business Operations” means a Company engaged in Business Operations that provide revenue to the Government of Sudan or a Company engaged in Oil-Related Activities.
  - b. “Business Operations” means maintaining, selling, or leasing equipment, facilities, personnel, or any other apparatus of business or commerce in Sudan, including the ownership or possession of real or personal property located in Sudan.
  - c. “Company” means a sole proprietorship, organization, association, corporation, partnership, venture, or other entity, its subsidiary or affiliate that exists for profit-making purposes or to otherwise secure economic advantage. “Company” also means a Company owned or controlled, either directly or indirectly, by the Government of Sudan, that is established or organized under the laws of or has its principal place of business in the Sudan.
  - d. “Government of Sudan” means the Government of Sudan or its instrumentalities as further defined in the Darfur Peace and Accountability Act of 2006.
  - e. “Investment” means the purchase, ownership, or control of stock of a Company, association, or corporation, the capital stock of a mutual water Company or corporation, bonds issued by the government or a political subdivision of Sudan, corporate bonds, or other debt instruments issued by a Company.
  - f. “Military Equipment” means weapons, arms, or military defense supplies.
  - g. “Oil-Related Activities” means, but is not limited to, the export of oil, extracting or producing oil, exploration for oil, or the construction or maintenance of a pipeline, refinery, or other oil field infrastructure.
  - h. “Public Employee Retirement Funds” means those assets as defined in §9-16-10(1).
  - i. “Scrutinized Companies” means any of the following:

- i. The Company is engaged in Active Business Operations in Sudan; and
- ii. The Company is engaged in Oil-Related Activities or energy or power-related operations, or contracts with another Company with Business Operations in the oil, energy, and power sectors of Sudan, and the Company has failed to take Substantial Action related to the Government of Sudan because of the Darfur genocide; or
- iii. The Company has demonstrated complicity in the Darfur genocide.
- iv. The Company is not engaged in Oil-Related Activities and lacks significant Business Operations in the eastern, southern, and western regions of Sudan; and
- v. The Company is engaged in Oil-Related Activities or energy or power-related operations, or contracts with another Company with Business Operations in the oil, energy, and power sectors of Sudan, and the Company has failed to take Substantial Action related to the Government of Sudan because of the Darfur genocide; or
- vi. The Company has demonstrated complicity in the Darfur genocide.
- vii. The Company supplies Military Equipment within the borders of Sudan.<sup>3</sup>
- j. “State” means the State of South Carolina.
- k. “Substantial Action” means a boycott of the Government of Sudan, curtailing business in Sudan until that time described in Section I of this Policy, selling Company assets, equipment, or real and personal property located in Sudan, or undertaking significant humanitarian efforts in the eastern, southern, or western regions of Sudan.
- l. “Sudan” means the Republic of the Sudan, a territory under the administration or control of the Government of Sudan, including, but not limited to, the Darfur region, or an individual, Company, or public agency located in Khartoum, northern Sudan, or the Nile River Valley that supports the Republic of the Sudan.

#### D. Identification of Companies

- a. Identifying Scrutinized Companies. RSIC Staff (“Staff”) has engaged the services of a specialized research firm (“Advisor”) to (i) identify companies doing business in Sudan, as defined in the Act, and (ii) provide Staff with a list of such Scrutinized Companies (“Scrutinized Companies List”).
- b. Updates to Scrutinized Companies List. Staff shall ensure that the Scrutinized Companies List is updated on or about January 1 and July 1 of each year.

#### E. Engagement

- a. Determining Scrutinized Status. For each Company identified by the Advisor pursuant to Section D of this Policy, RSIC (either via Staff or the Advisor) shall send a written notice informing the Company that it may become subject to divestment by RSIC. The notice

---

<sup>3</sup> If a Company provides equipment within the borders of Sudan that may be readily used for military purposes, including but not limited to, radar systems and military-grade transport vehicles, there is a strong presumption against investing in the Company unless that Company implements safeguards to prevent the use of that equipment for military purposes.

shall offer the Company the opportunity to clarify its Sudan-related activities within 90 days in order to avoid qualifying for potential divestment.

- b. Compliance. If, following RSIC’s notification (either via Staff or the Advisor) to a Company pursuant to Section E. a. of this Policy, that Company ceases the activities that caused the Company to be added to the Scrutinized Companies List, as determined by the Advisor, the Company shall be removed from the Scrutinized Companies List, and the provisions of this Section E shall cease to apply to the Company unless it resumes the activities that caused the Company to be added to the Scrutinized Companies List.
- F. Determinations to be made by the Chief Investment Officer**
- a. Delegation to the Chief Investment Officer. The Commission has delegated authority to the Chief Investment Officer (“CIO”) to, in consultation with RSIC’s Chief Executive Officer, make the determinations required under the Act and to take actions necessary to implement this Policy.
  - b. General. If, following RSIC’s engagement with a Company pursuant to Section E. a. of this Policy, the Company continues to be a Scrutinized Company, Staff will present the CIO with detailed information gathered from the Advisor, affected investment managers, and others regarding the Company, its Business Operations, the Group Trust’s holdings, and any other information required by the Act and this Policy. The CIO will make determinations as to (i) whether Staff should sell, redeem, divest, or withdraw the Group Trust’s interests in the Company, and (ii) the timing of any such sale, redemption, divestment, or withdrawal. The CIO will also make the determinations described in Section I of this Policy.
- G. Prohibition.** RSIC shall not use Public Employee Retirement Funds to acquire new Investments in Companies on the Scrutinized Companies List, except as provided in this Policy.
- H. Permissible Investments under the Act**
- a. The Act does not apply to the following types of Investments:
    - i. Investments in a Company that is primarily engaged in supplying goods or services intended to relieve human suffering in Sudan;
    - ii. Investments in a Company that promotes health, education, journalistic, or religious activities in or welfare in the western, eastern, or southern regions of Sudan;
    - iii. Investments in a United States Company that is authorized by the federal government to have Business Operations in Sudan; and
    - iv. Investments that constitute indirect beneficial ownership through index funds, commingled funds, limited partnerships, derivative instruments, or the like.
  - b. In developing the Scrutinized Companies List, the Advisor shall determine, in good faith and with due professional care, whether any of the foregoing exemptions and exclusions set forth in the Act apply.
- I. Determinations required to be made by the CIO pursuant to §9-16-55(D)(1).** The Act states that nothing in the Act “requires the [C]ommission to take action as described in [the Act] unless the



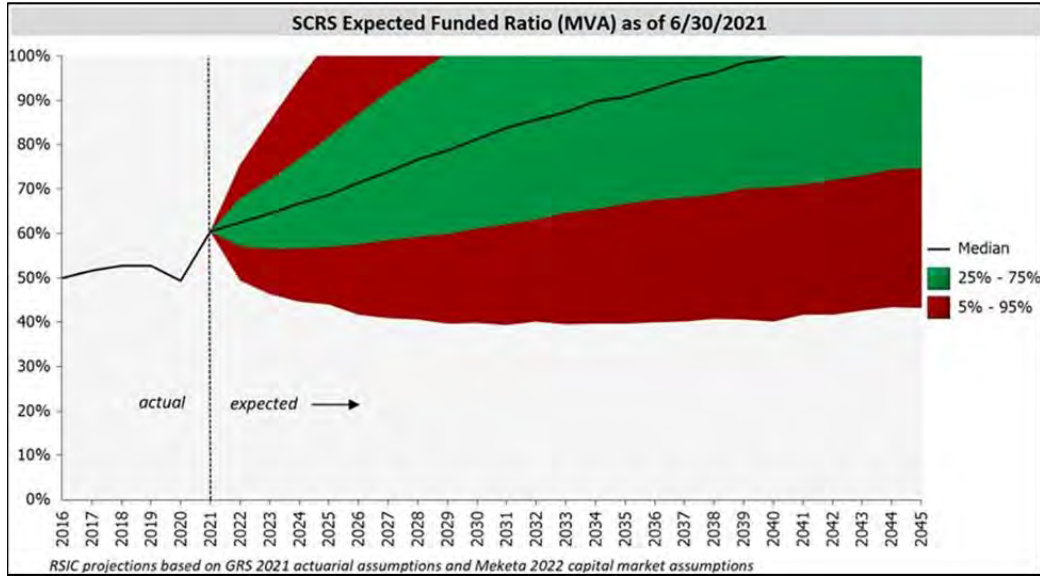
[C]ommission determines, in good faith, that the action described in [the Act] is consistent with the fiduciary responsibilities of the [C]ommission as described in [Title 9, Chapter 16 of the Code] and there are appropriated funds of the State to absorb the expenses of the [C]ommission to implement this [Act].” §9-16-55(D)(1). Accordingly, whenever the CIO is asked to consider taking action under the terms of the Act or this Policy, Staff will assist the CIO in making the determinations required to be made as described in this Section.

- J. Reporting.** Staff shall, following the close of RSIC’s fiscal year, prepare a formal report to the Commission regarding actions taken pursuant to the Act. RSIC shall also publish the report. The report shall include all of the following information with respect to the previous fiscal year:
- a.** The Scrutinized Companies List;
  - b.** A list of all Companies added to or removed from the Scrutinized Companies List;
  - c.** A summary of correspondence with Companies engaged by RSIC under the Act;
  - d.** A list of all Companies that RSIC will continue to engage concerning their Business Operations in Sudan;
  - e.** A summary of all Investments sold, redeemed, divested, or withdrawn under the Act; and
  - f.** A list of all Investments that were retained by RSIC pursuant to a determination by the CIO as set forth in Section I.
- K. Expiration.** The restrictions in the Act shall apply only until:
- a.** The Government of Sudan halts the genocide in Darfur for twelve months as determined by both the Department of State and the Congress of the United States; or
  - b.** The United States revokes its current sanctions against Sudan.
- L. Indemnification.** The Act provides that present and former board members, officers, and employees of the State Fiscal Accountability Authority, present, future, and former directors, officers, and employees of the South Carolina Public Employee Benefit Authority, the Commission, and contract investment managers retained by the Commission must be indemnified from the general fund of the State and held harmless by the State from all claims, demands, suits, actions, damages, judgments, costs, charges, and expenses, including court costs and attorney’s fees, and against all liability, losses, and damages of any nature whatsoever that these present, future, or former board members, officers, employees, or contract investment managers shall or may at any time sustain by reason of any decision to restrict, reduce, or eliminate Investments pursuant to the Act.

**X.  
LONG-TERM ANNUALIZED RETURN AND VOLATILITY EXPECTATIONS –  
[TO BE UPDATED AFTER VERUS PRESENTATION]**

**XI.**  
**TABLES 1 AND 2 (2022, 2021, and 2020 VERSIONS)**

**TABLE 1 (2022)**



**TABLE 1 (2021)**

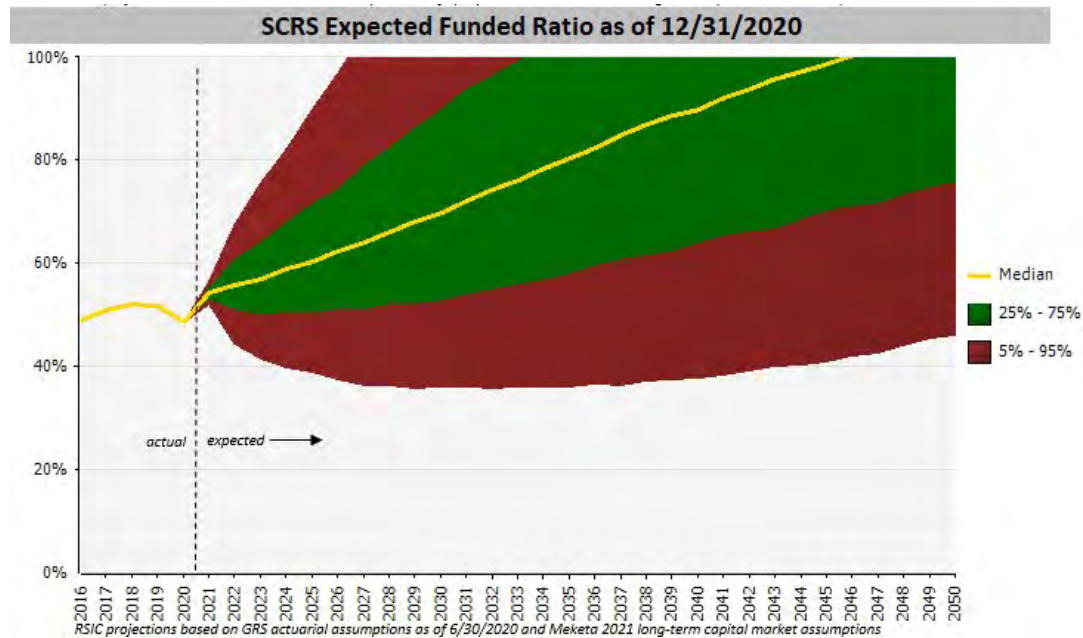




TABLE 1 (2020)

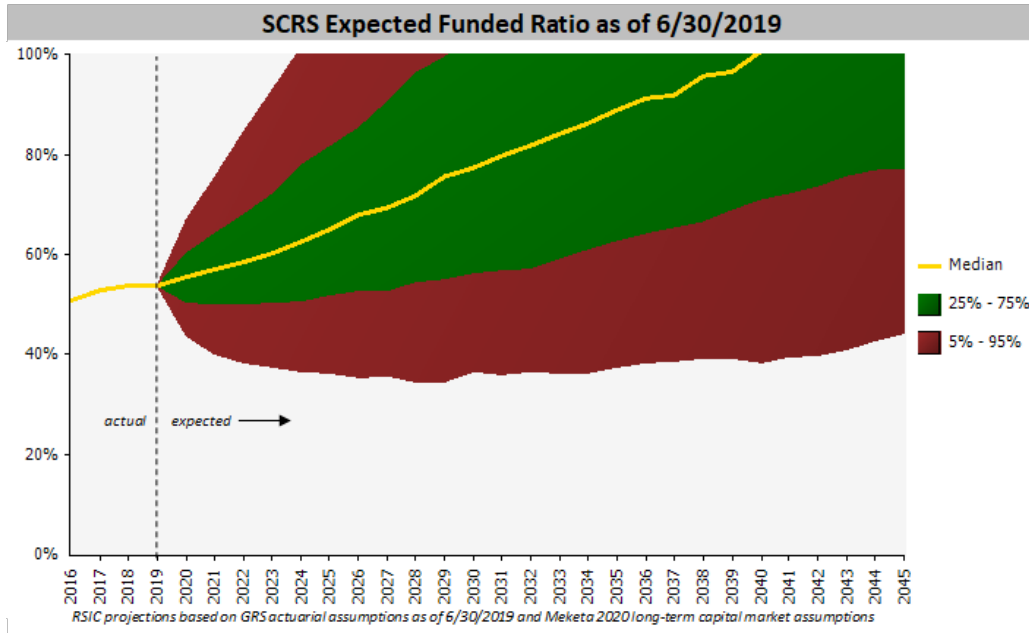


TABLE 2 (2022)

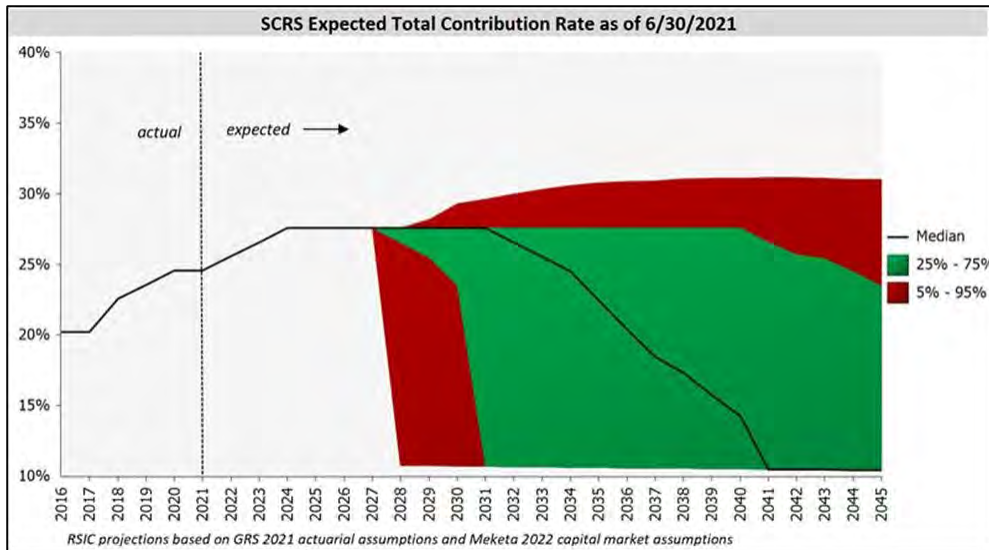


TABLE 2 (2021)

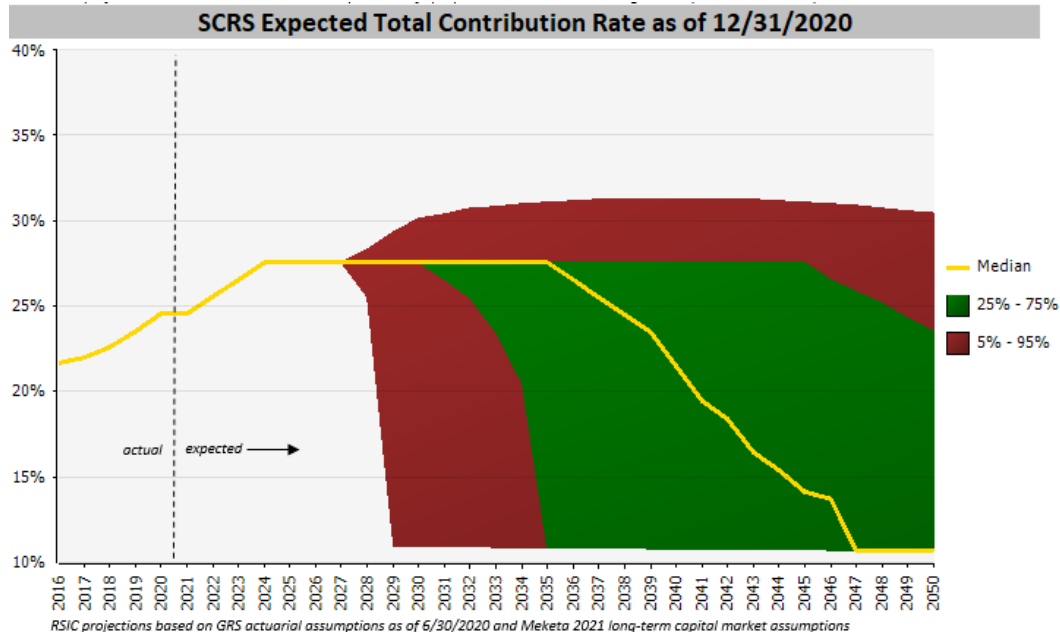
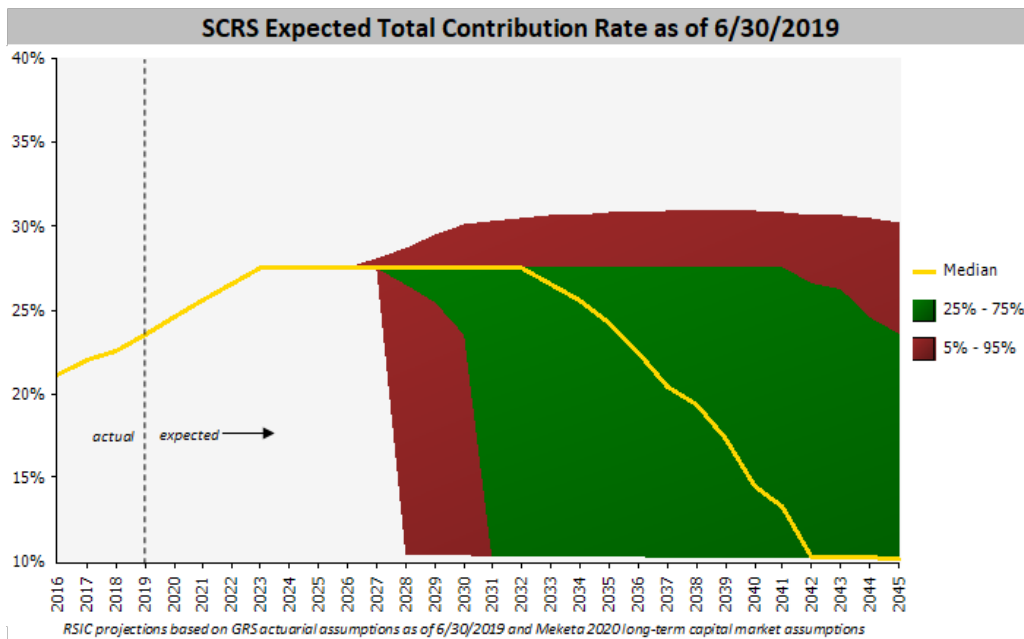


TABLE 2 (2020)



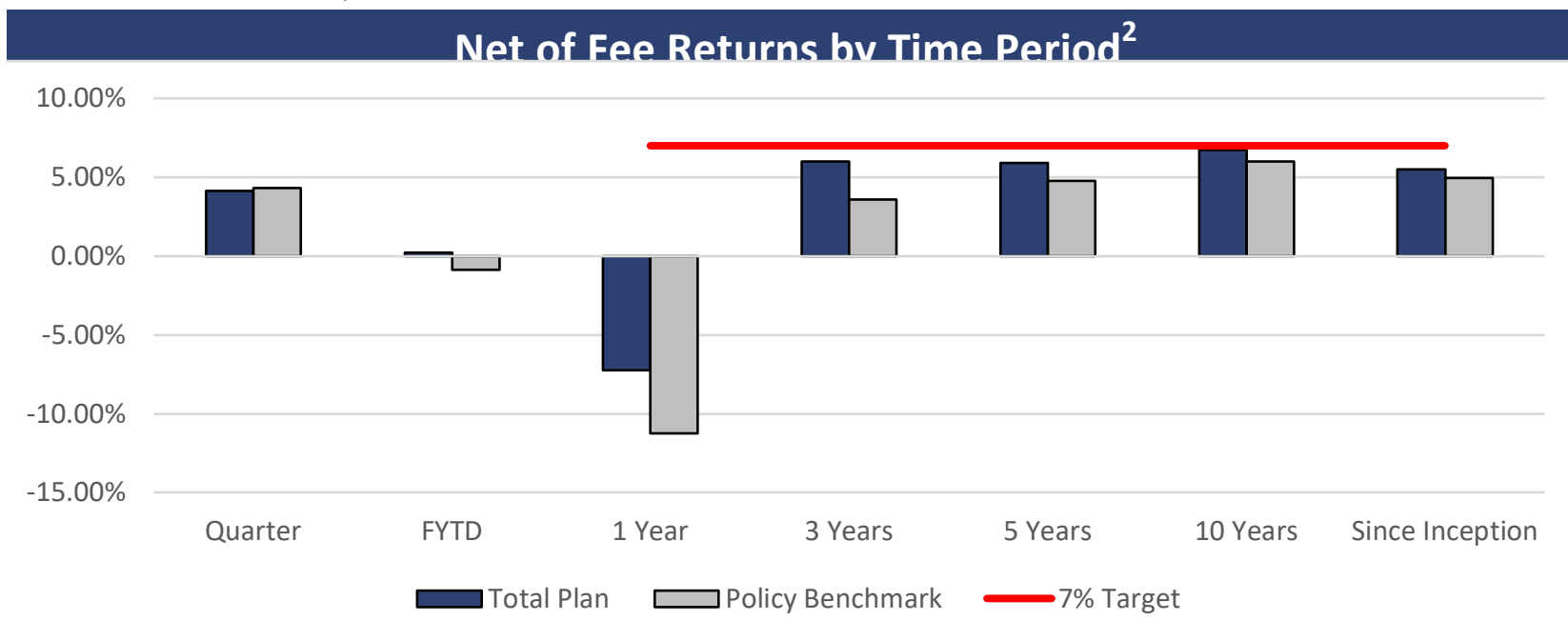
# Performance Presentation

Data as of December 31<sup>st</sup>, 2022



# Performance - Plan & Policy Benchmark<sup>2</sup>

As of December 31, 2022



Executive Summary	Rolling period performance as of December 31, 2022 <sup>1</sup>				Annualized			
	Market Value (millions)	Quarter	FYTD	1 Year	3 Years	5 Years	10 Years	Since Inception
<b>Total Plan</b>	<b>\$38,158</b>	<b>4.14%</b>	<b>0.21%</b>	<b>-7.23%</b>	<b>5.99%</b>	<b>5.88%</b>	<b>6.70%</b>	<b>5.49%</b>
<b>Policy Benchmark</b>		4.32%	-0.89%	-11.23%	3.60%	4.79%	6.00%	4.93%
<b>Excess Return</b>		-0.18%	1.10%	3.99%	2.38%	1.10%	0.70%	0.56%
<b>Net Benefit Payments (millions)</b>		(\$194)	(\$205)	(\$484)	(\$1,618)	(\$3,494)	(\$8,863)	(\$15,663)

# Portfolio Performance Framework

As of December 31, 2022

Reference Portfolio		Policy Benchmark		Implementation Benchmark		Plan Return	
Quarter	7.48%	Quarter	4.32%	Quarter	4.00%	Quarter	4.14%
FYTD	1.01%	FYTD	-0.89%	FYTD	-1.30%	FYTD	0.21%
1-Year	-16.61%	1-Year	-11.23%	1-Year	-11.05%	1-Year	-7.23%
3-Years	2.23%	3-Years	3.60%	3-Years	4.59%	3-Years	5.99%

Value from Diversification		Quality of Portfolio Structure		Quality of Manager Selection	
Quarter	-3.16%	Quarter	-0.32%	Quarter	0.14%
FYTD	-1.90%	FYTD	-0.41%	FYTD	1.51%
1-Year	5.38%	1-Year	0.18%	1-Year	3.82%
3-Years	1.38%	3-Years	0.99%	3-Years	1.40%

Actual vs Reference		Actual vs Policy	
Quarter	-3.34%	Quarter	-0.18%
FYTD	-0.80%	FYTD	1.10%
1-Year	9.38%	1-Year	3.99%
3-Years	3.76%	3-Years	2.38%

# Asset Class Performance<sup>1,3,4,5</sup>

118

As of December 31, 2022

Trailing Performance as of 12/31/2022	Portfolio Weight	Annualized				
		Quarter	FYTD	1 Year	3 Years	5 Years
<b>Public Equity</b>	<b>43.1%</b>	<b>9.94%</b>	<b>2.73%</b>	<b>-17.98%</b>	<b>4.21%</b>	<b>4.78%</b>
<i>Benchmark</i>		<i>9.84%</i>	<i>2.56%</i>	<i>-18.40%</i>	<i>3.82%</i>	<i>4.87%</i>
<b>Bonds</b>	<b>17.9%</b>	<b>1.05%</b>	<b>-3.46%</b>	<b>-11.64%</b>	<b>-2.62%</b>	<b>-0.32%</b>
<i>Benchmark</i>		<i>1.87%</i>	<i>-2.97%</i>	<i>-13.01%</i>	<i>-3.98%</i>	<i>-0.73%</i>
<b>Private Equity</b>	<b>15.4%</b>	<b>0.10%</b>	<b>-2.78%</b>	<b>6.12%</b>	<b>19.02%</b>	<b>14.54%</b>
<i>Benchmark</i>		<i>-2.19%</i>	<i>-7.20%</i>	<i>-2.88%</i>	<i>17.44%</i>	<i>14.87%</i>
<b>Private Debt</b>	<b>9.7%</b>	<b>1.18%</b>	<b>1.00%</b>	<b>5.19%</b>	<b>7.65%</b>	<b>6.08%</b>
<i>Benchmark</i>		<i>1.71%</i>	<i>-2.37%</i>	<i>-1.03%</i>	<i>3.71%</i>	<i>4.48%</i>
<b>Real Assets</b>	<b>13.9%</b>	<b>-0.77%</b>	<b>-0.41%</b>	<b>9.89%</b>	<b>10.97%</b>	<b>9.91%</b>
<i>Benchmark</i>		<i>-5.17%</i>	<i>-4.87%</i>	<i>6.55%</i>	<i>9.15%</i>	<i>8.25%</i>
<b>Portable Alpha Hedge Funds</b>	<b>13.3%</b>	<b>-0.97%</b>	<b>0.64%</b>	<b>8.71%</b>	<b>8.48%</b>	<b>5.48%</b>
<b>Total Plan</b>	<b>100.0%</b>	<b>4.14%</b>	<b>0.21%</b>	<b>-7.23%</b>	<b>5.99%</b>	<b>5.88%</b>
<b><i>RSIC Policy Benchmark</i></b>		<b><i>4.32%</i></b>	<b><i>-0.89%</i></b>	<b><i>-11.23%</i></b>	<b><i>3.60%</i></b>	<b><i>4.79%</i></b>

\*Portable Alpha Hedge Funds are expressed as gross exposure but, as collateral supporting the Overlay program, net to zero when calculating total Plan market value. 3 and 5 year Portable Alpha hedge fund returns are considered supplemental information provided by Staff to illustrate performance of these hedge funds even though they were classified under a different asset class during these periods. Performance is expressed net of LIBOR as an estimate for Overlay financing costs.



Policy  
Benchmark

- **Policy Benchmark:** The return of the five-asset class target portfolio.

Allocation

- **Allocation effect:** isolates the impact of making overweight or underweight decisions to each of the five asset classes.

Implement-  
ation

- **Implementation effect:** measures the impact of decisions to construct each asset class portfolio differently than the benchmark.

Selection

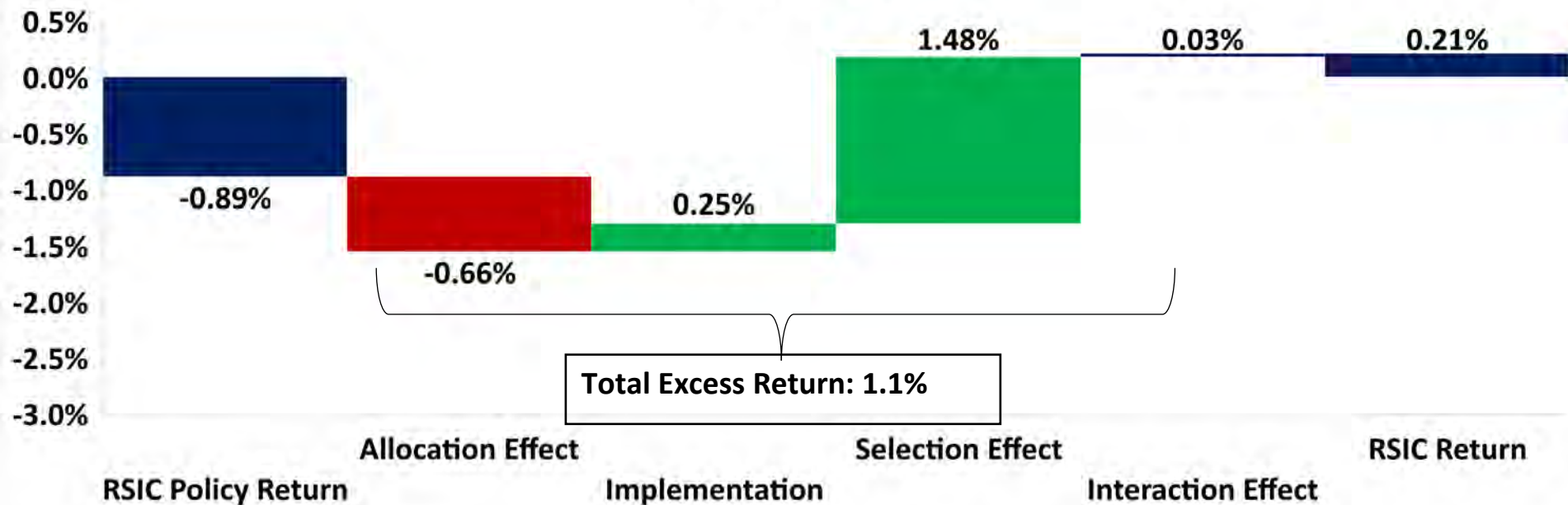
- **Selection effect:** evaluates the impact of manager selection decisions.

Actual  
Return

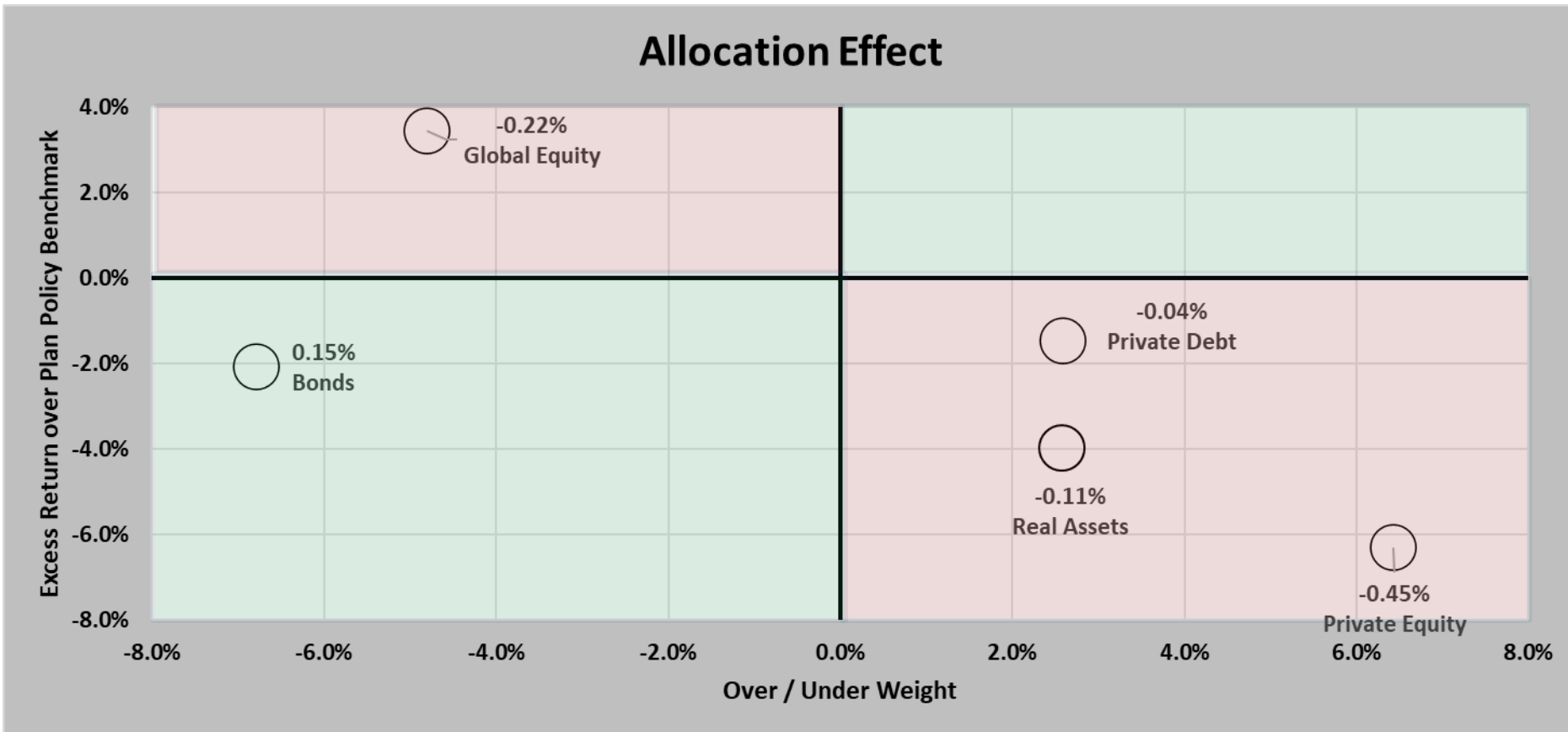
- The **Actual return** reflects the sum of all of these impacts.

FYTD December 31, 2022

## RSIC Excess Return Bridge FYTD 2023

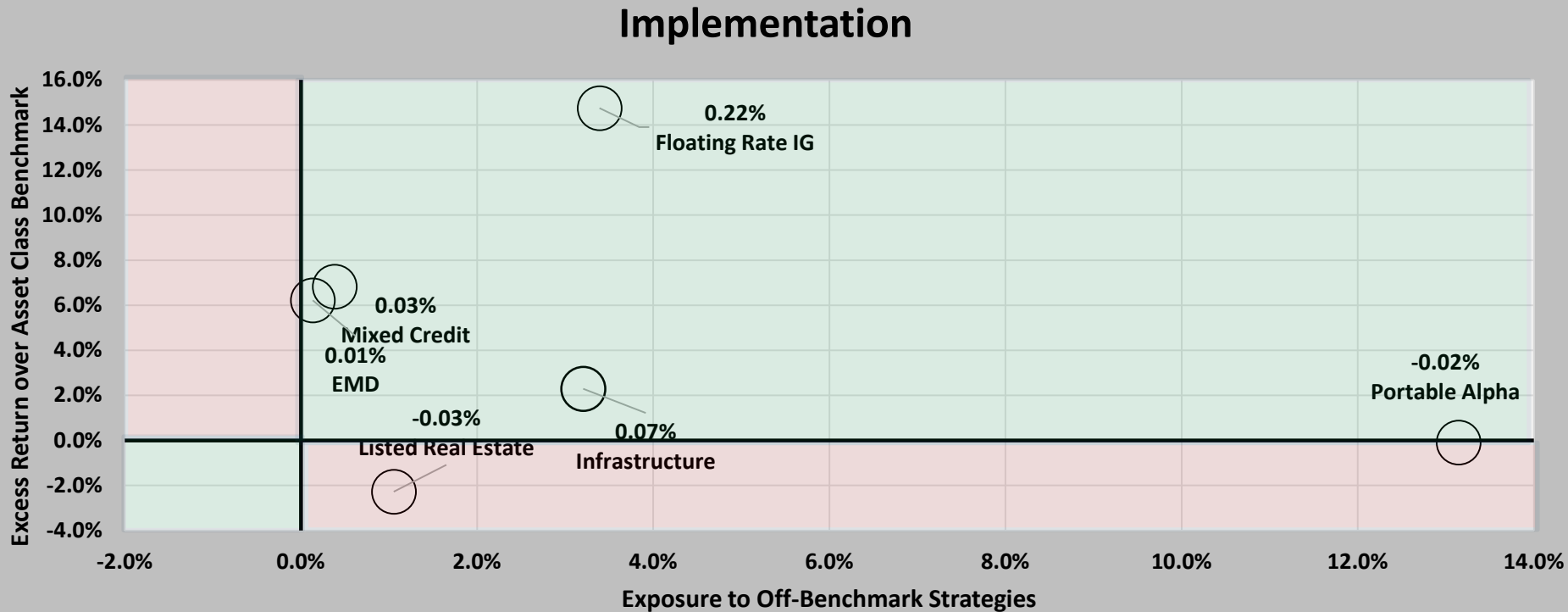


FYTD December 31, 2022

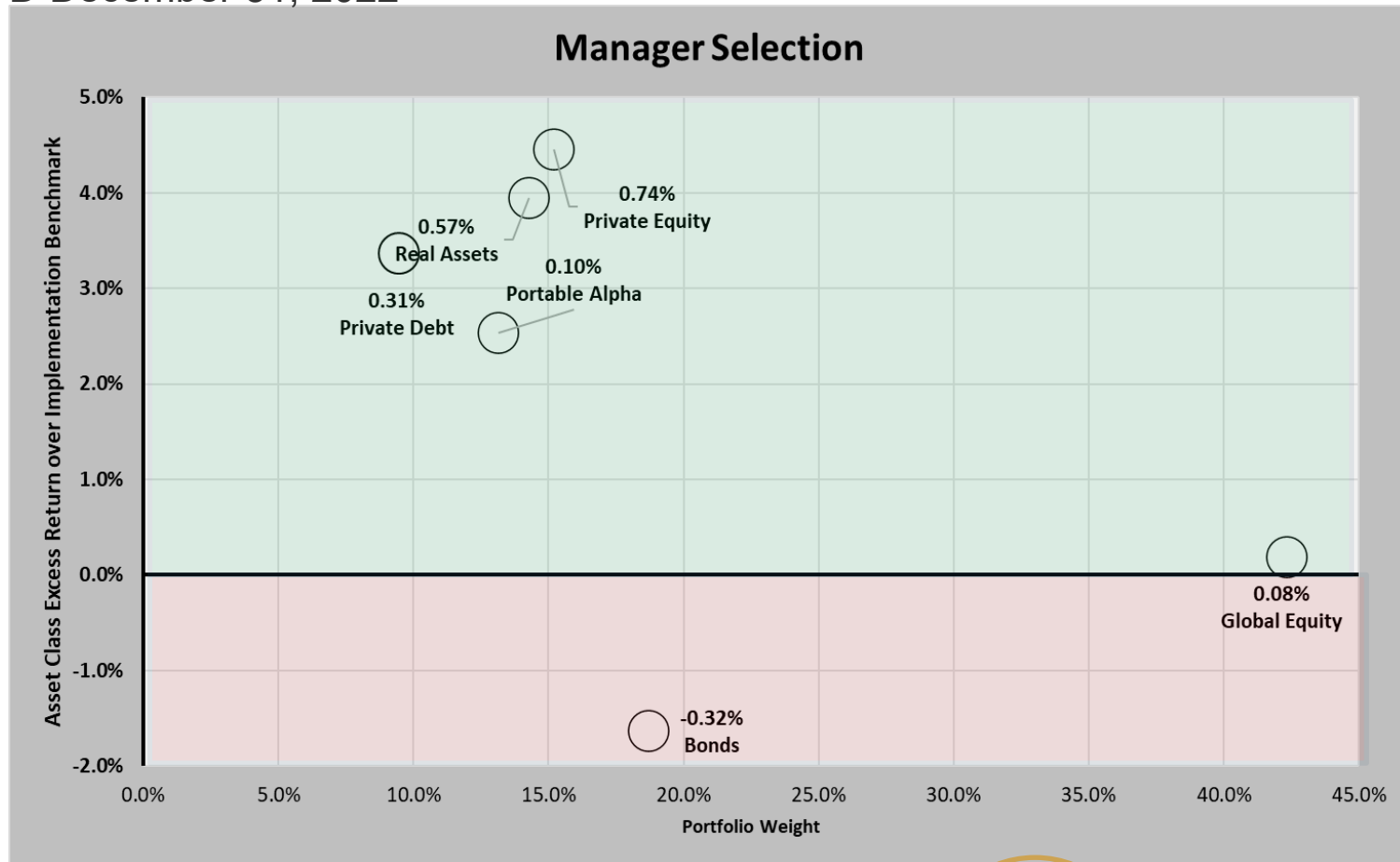




FYTD December 31, 2022

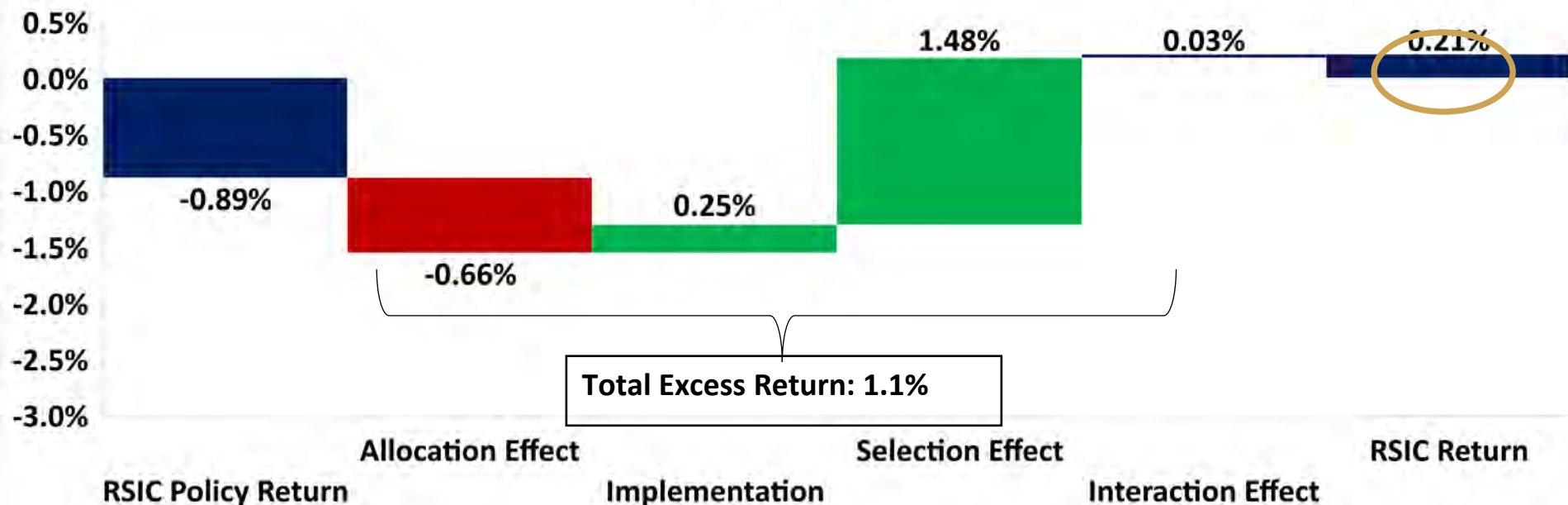


FYTD December 31, 2022



FYTD December 31, 2022

## RSIC Excess Return Bridge FYTD 2023



FYTD as of December 31, 2022

Attribution Table (BPS)	Allocation	Implementation	Selection	Total
Bonds	15	23	-32	6
Private Debt	-4	0	31	28
Global Equity	-22	-1	8	-14
Private Equity	-45	0	74	29
Real Assets	-11	4	57	50
Portable Alpha	n/a	-2	10	9
<b>Total</b>	<b>-66</b>	<b>25</b>	<b>148</b>	<b>110</b>

- Sources of underperformance:
  - Overweight Treasuries vs Bonds Index
  - Overweight Private Equity/Underweight Public Equity
- Sources of outperformance:
  - Private Markets manager selection
  - Underweight to Bonds



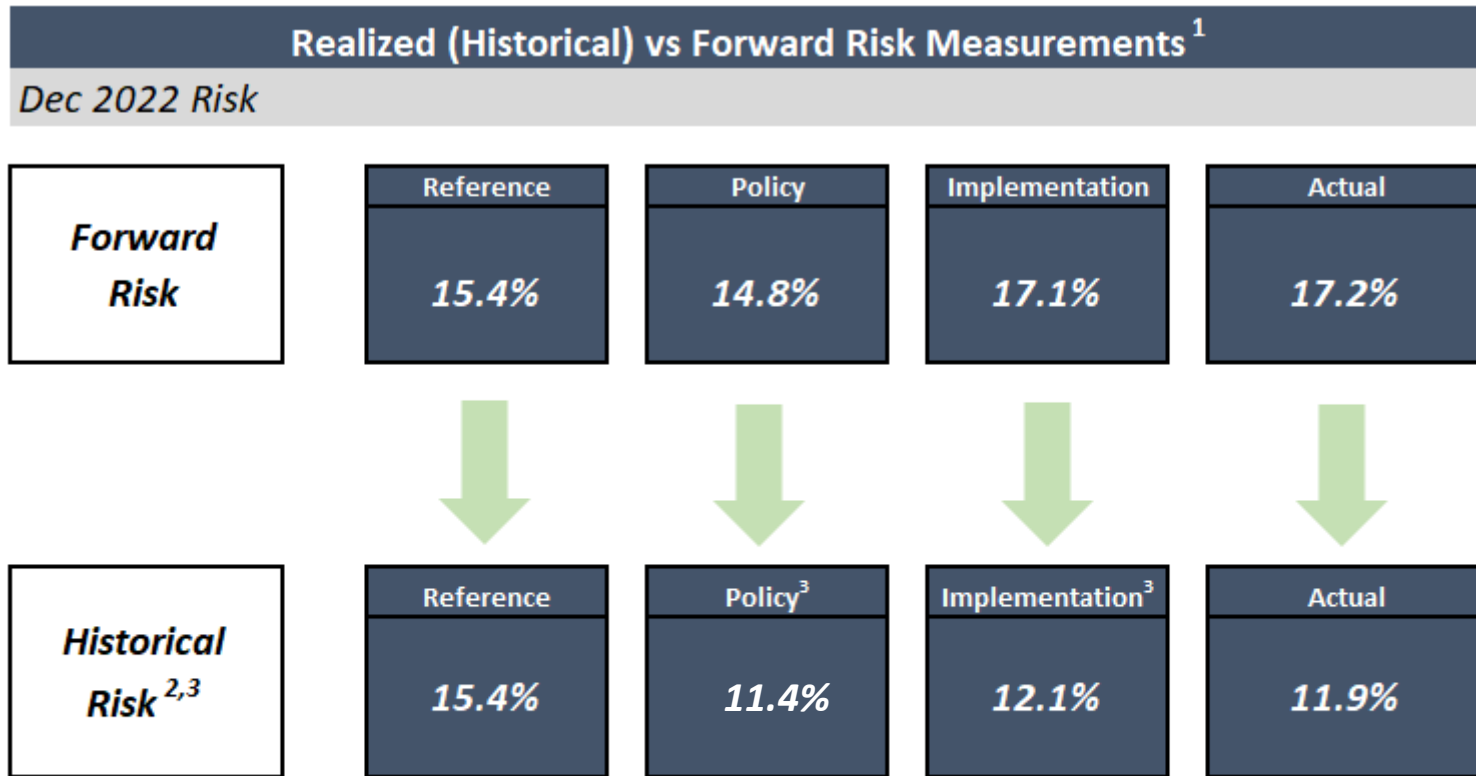
FYTD December 31, 2022

Exposure Report as of 12/31/2022	Net Exposure	Policy Targets	Over / Under	Allowable Ranges	SIOP Compliance
Public Equity	43.1%	46.0%	-2.9%	30% - 60%	Yes
Bonds	17.9%	26.0%	-8.1%	15% - 35%	Yes
Private Equity	15.4%	9.0%	6.4%	5% - 13%	No
Private Debt	9.7%	7.0%	2.7%	3% - 11%	Yes
Real Assets	13.9%	12.0%	1.9%	6% - 18%	Yes
Portable Alpha Hedge Funds	13.3%	n/a	13.3%	0% - 15%	Yes
Total Plan	100.0%	100.0%	0.0%	n/a	Yes
Total Private Markets	37.4%	28.0%	9.4%	0% - 30%	No

Risk Estimates <sup>1</sup>				
Dec 2022 Exposures and Risk				
<b>Total Risk</b> <sup>2</sup>	Reference	Policy <sup>3</sup>	Implementation <sup>3</sup>	Actual <sup>5</sup>
	15.4%	14.8%	17.1%	17.2%
<b>Relative Risk</b> <sup>4</sup>	Reference vs Policy	Policy vs Implementation	Implementation vs Actual <sup>5</sup>	
	1.7%	2.6%	0.6%	

Footnotes:

- 1 Estimates based on an equal weighted (no-decay) model employing three years of monthly data.
- 2 Total risk shown as volatility, or annualized standard deviation of returns based on current positioning
- 3 Private benchmarks proxied with public alternatives
- 4 Relative risk shown as relative volatility, or annualized standard deviation of the excess returns of one portfolio vs the other
- 5 Actual risk and actual vs implementation relative risk estimated from a set of assumptions and exposures



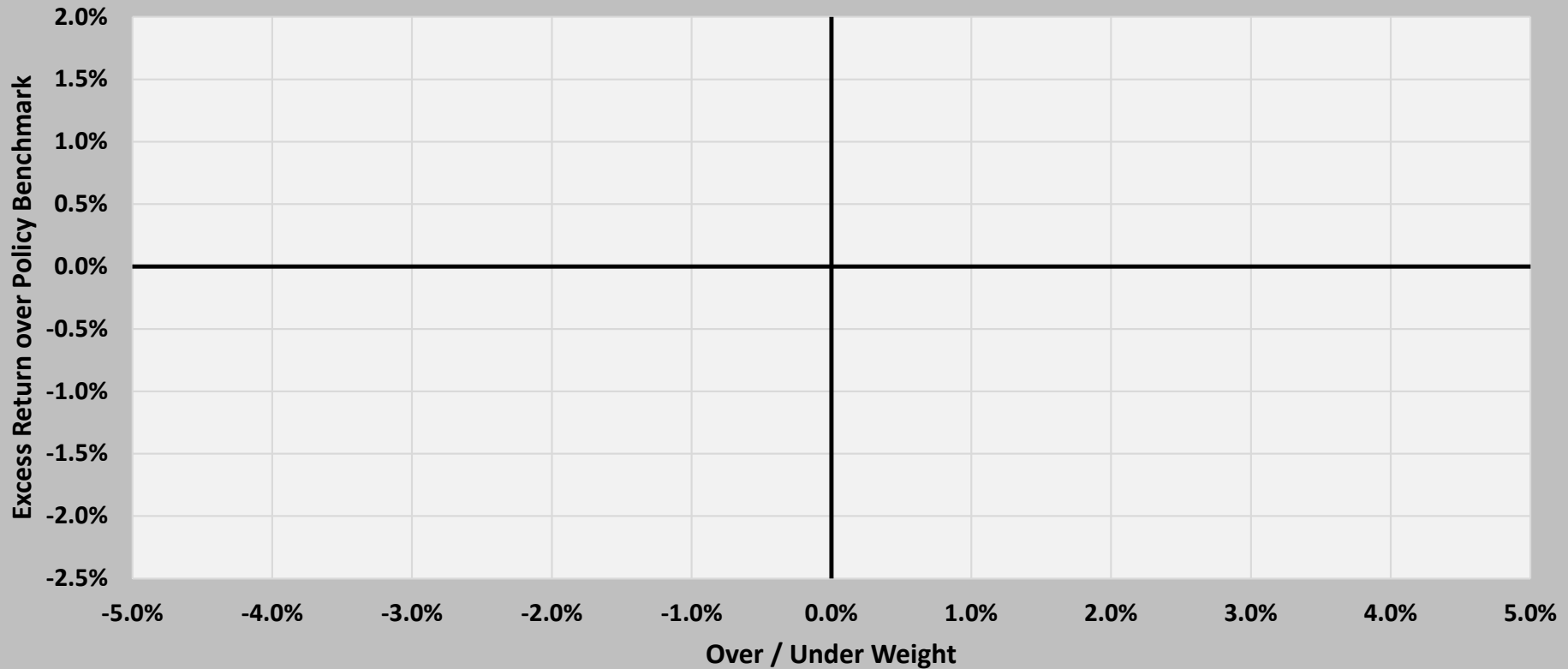
**Footnotes:**

- 1 Historical risk reflects actual historical volatility (rather than expected volatility) for RSIC portfolio, using the past 3 years of monthly data
- 2 Historical risk reflects actual historical positioning (rather than current positioning)
- 3 Policy and Implementation portfolio risk calculated using underlying performance benchmarks (rather than public proxy-based risk benchmarks)


# APPENDIX



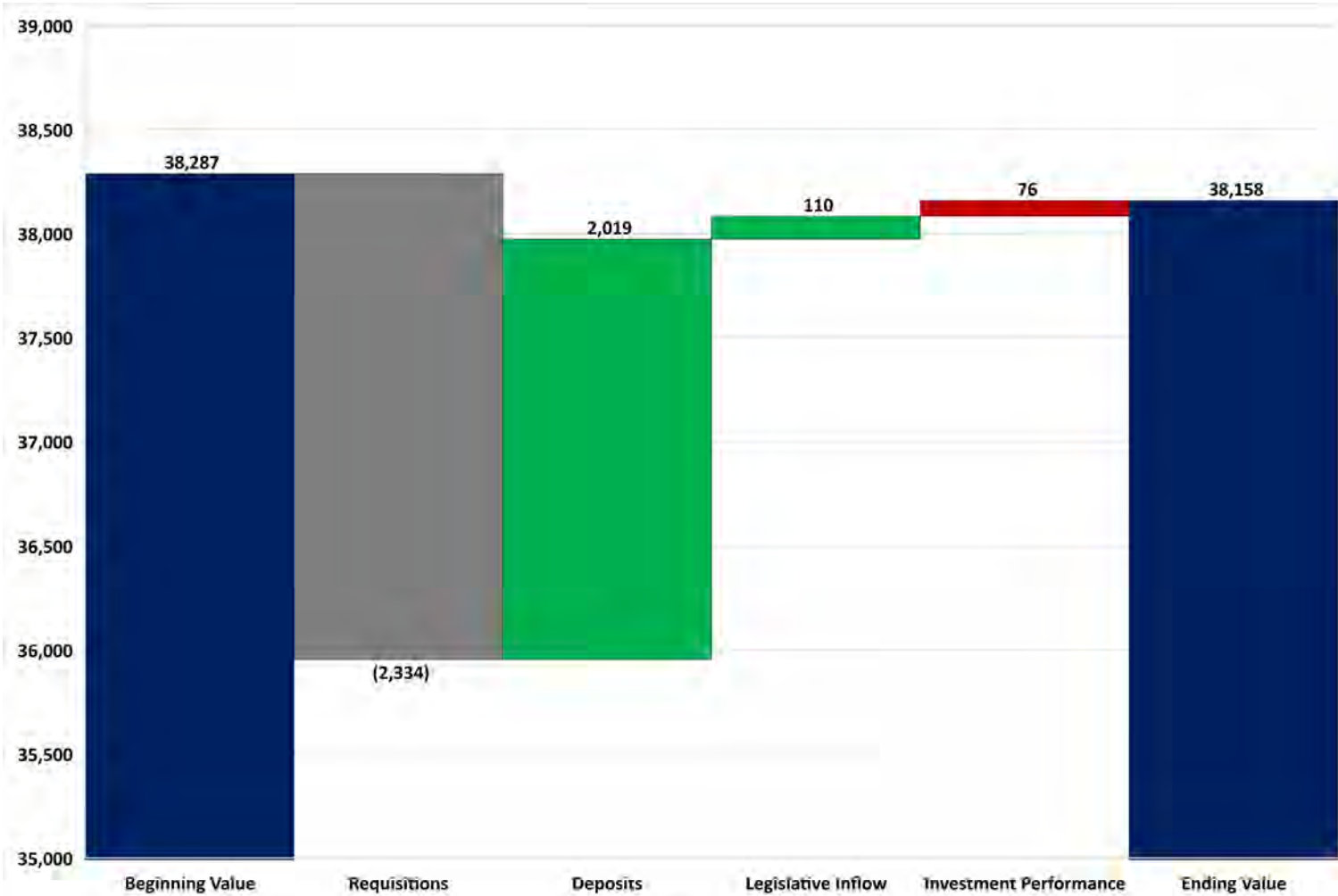
## Allocation Effect



## Allocation Effect



As of December 31, 2022



\*Requisitions and deposits include equal and offsetting flows for insurance benefits which cannot be disaggregated from retirement benefit flows. The net of requisitions and deposits represents the surplus or shortfall of retirement deposits in relation to retirement benefit payments.

## Exposures as of December 31, 2022

Exposure Report as of 12/31/2022	Net Exposure	Policy Targets	Over / Under	Allowable Ranges	SIOP Compliance
<b>Public Equity</b>	<b>43.1%</b>	<b>46.0%</b>	<b>-2.9%</b>	<b>30% - 60%</b>	<b>Yes</b>
<b>Bonds</b>	<b>17.9%</b>	<b>26.0%</b>	<b>-8.1%</b>	<b>15% - 35%</b>	<b>Yes</b>
Investment Grade - Fixed	13.4%	26.0%	-12.6%	10% - 35%	Yes
Investment Grade - Floating	3.3%	n/a	3.3%	0% - 5%	Yes
EMD	0.1%	n/a	0.1%	0% - 6%	Yes
Mixed Credit	0.4%	n/a	0.4%	0% - 8%	Yes
Cash and Short Duration (Net)	0.8%	n/a	0.8%	0% - 7%	Yes
<b>Private Equity</b>	<b>15.4%</b>	<b>9.0%</b>	<b>6.4%</b>	<b>5% - 13%</b>	<b>No</b>
<b>Private Debt</b>	<b>9.7%</b>	<b>7.0%</b>	<b>2.7%</b>	<b>3% - 11%</b>	<b>Yes</b>
<b>Real Assets</b>	<b>13.9%</b>	<b>12.0%</b>	<b>1.9%</b>	<b>6% - 18%</b>	<b>Yes</b>
Private Real Estate	9.6%	9.0%	0.6%	n/a	Yes
Public Real Estate	0.9%	n/a	0.9%	n/a	Yes
Private Infrastructure	2.8%	3.0%	-0.2%	n/a	Yes
Public Infrastructure	0.6%	n/a	0.6%	n/a	Yes
<b>Portable Alpha Hedge Funds</b>	<b>13.3%</b>	<b>n/a</b>	<b>13.3%</b>	<b>0% - 15%</b>	<b>Yes</b>
<b>Total Plan</b>	<b>100.0%</b>	<b>100.0%</b>	<b>0.0%</b>	<b>n/a</b>	<b>Yes</b>
<b>Total Private Markets</b>	<b>37.4%</b>	<b>28.0%</b>	<b>9.4%</b>	<b>0% - 30%</b>	<b>No</b>



# Performance – Plan & Asset Classes<sup>1,3,4,5</sup>

134

as of December 31, 2022

Trailing Performance as of 12/31/2022	Portfolio Weight	Quarter	FYTD	1 Year	Annualized	
					3 Years	5 Years
<b>Public Equity</b>	<b>43.1%</b>	<b>9.94%</b>	<b>2.73%</b>	<b>-17.98%</b>	<b>4.21%</b>	<b>4.78%</b>
<i>Benchmark</i>		<i>9.84%</i>	<i>2.56%</i>	<i>-18.40%</i>	<i>3.82%</i>	<i>4.87%</i>
<b>Bonds</b>	<b>17.9%</b>	<b>1.05%</b>	<b>-3.46%</b>	<b>-11.64%</b>	<b>-2.62%</b>	<b>-0.32%</b>
<i>Benchmark</i>		<i>1.87%</i>	<i>-2.97%</i>	<i>-13.01%</i>	<i>-3.98%</i>	<i>-0.73%</i>
Investment Grade - Fixed	13.4%	0.85%	-4.93%	-13.80%	-3.05%	-0.32%
Investment Grade - Floating	3.3%	2.08%	1.11%	-5.73%	n/a	n/a
EMD	0.1%	3.97%	1.98%	-9.83%	-4.00%	-1.31%
Mixed Credit	0.4%	-1.46%	-2.94%	-5.12%	4.00%	3.97%
Cash and Short Duration (Net)	0.8%	0.84%	1.39%	1.63%	0.76%	1.38%
<b>Private Equity</b>	<b>15.4%</b>	<b>0.10%</b>	<b>-2.78%</b>	<b>6.12%</b>	<b>19.02%</b>	<b>14.54%</b>
<i>Benchmark</i>		<i>-2.19%</i>	<i>-7.20%</i>	<i>-2.88%</i>	<i>17.44%</i>	<i>14.87%</i>
<b>Private Debt</b>	<b>9.7%</b>	<b>1.18%</b>	<b>1.00%</b>	<b>5.19%</b>	<b>7.65%</b>	<b>6.08%</b>
<i>Benchmark</i>		<i>1.71%</i>	<i>-2.37%</i>	<i>-1.03%</i>	<i>3.71%</i>	<i>4.48%</i>
<b>Real Assets</b>	<b>13.9%</b>	<b>-0.77%</b>	<b>-0.41%</b>	<b>9.89%</b>	<b>10.97%</b>	<b>9.91%</b>
<i>Benchmark</i>		<i>-5.17%</i>	<i>-4.87%</i>	<i>6.55%</i>	<i>9.15%</i>	<i>8.25%</i>
Private Real Estate	9.6%	-2.79%	-1.01%	15.47%	12.98%	10.94%
Public Real Estate	0.9%	4.72%	-6.03%	-23.68%	2.66%	5.48%
Private Infrastructure	2.8%	3.08%	4.71%	6.08%	6.51%	n/a
Public Infrastructure	0.6%	9.26%	-2.58%	-7.47%	3.51%	5.72%
<b>Portable Alpha Hedge Funds</b>	<b>13.3%</b>	<b>-0.97%</b>	<b>0.64%</b>	<b>8.71%</b>	<b>8.48%</b>	<b>5.48%</b>
<b>Total Plan</b>	<b>100.0%</b>	<b>4.14%</b>	<b>0.21%</b>	<b>-7.23%</b>	<b>5.99%</b>	<b>5.88%</b>
<i>RSIC Policy Benchmark</i>		<i>4.32%</i>	<i>-0.89%</i>	<i>-11.23%</i>	<i>3.60%</i>	<i>4.79%</i>

\*Portable Alpha Hedge Funds are expressed as gross exposure but, as collateral supporting the Overlay program, net to zero when calculating total Plan market value. 3 and 5 year Portable Alpha hedge fund returns are considered supplemental information provided by Staff to illustrate performance of these hedge funds even though they were classified under a different asset class during these periods. Performance is expressed net of LIBOR as an estimate for Overlay financing costs.

STATE OF SOUTH CAROLINA

## **Footnotes**

1. The Policy Benchmark is calculated quarterly using a blend of asset class policy benchmarks and the policy weights for the respective asset classes. Prior to 12/31/2020 the Policy Benchmark was calculated monthly. Asset class benchmarks represent current policy benchmarks blended with past policy benchmarks which may have changed over time. Some asset class policy benchmarks revise over time and these revisions are reflected in subsequent policy benchmark calculations. See Benchmark Disclosure page for current definitions.
2. Benefit payments are the net of Plan contributions and disbursements.
3. “Bonds” asset class includes Cash and Short Duration market value which is the aggregate cash held at the custodian, Russell Investments, and strategic partnerships, short duration within the portfolio, and hedge funds used in collateral pool for Portable Alpha program, net of the notional exposure in the overlay.
4. Asset class returns include Overlay returns as a blend of physical and synthetic returns. Synthetic returns are provided by Russell Investments gross of financing costs. To accommodate for financing costs, LIBOR is added to the synthetic returns and removed from the collateral return. Asset class returns calculated using Caissa, a third-party multi-asset class analytics system.
5. Asset class weights include Overlay exposures which are net notional exposures provided by Russell Investments. RSIC rebalances quarterly and reported exposures reflect any trades made at quarter end that have not settled yet.

## **Disclosures**

- Plan Returns are provided by BNY Mellon. All returns are time-weighted, total return calculations. Net of fee performance is calculated and presented after the deduction of fees and expenses. Periods greater than one year are annualized. Past performance is no guarantee of future results. Asset class returns are based on values obtained from BNY Mellon and adjusted for overlay exposures provided by Russell Investments. Policy benchmark is the blend of asset class policy benchmarks using policy weights. Asset class benchmarks and policy weights are reviewed annually by the Commission’s consultant and adopted by the Commission and have changed over time. The policy benchmark return history represents a blend of these past policies. Total Plan trailing periods reflect a performance correction that affected the time period 03/31/2015 through 06/30/2022.
- Overlay allocation detail is provided by Russell Investments.
- This report was compiled by the staff of the South Carolina Retirement System Investment Commission and has not been reviewed, approved or verified by the external investment managers. No information contained herein should be used to calculate returns or compare multiple funds, including private equity funds.
- Effective October 1, 2005, the State Retirement System Preservation and Investment Reform Act (“Act 153”) established the Commission and devolved fiduciary responsibility for investment and management of the assets of the South Carolina Retirement Systems upon RSIC.
- Allocation / exposure percentages might not add up to totals due to rounding.

## **Benchmarks**

- **Core Fixed Income:** Bloomberg US Aggregate Bond Index
- **Global Public Equity Blend:** MSCI All Country World Index IMI
- **Private Equity Blend:** Burgiss All PE Benchmark
- **Private Debt :** S&P/LSTA Leveraged Loan Index + 150 basis points on a 3-month lag
- **Private Real Estate Blend:** NCREIF-Open Ended Diversified Core (ODCE) Index *Net of Fees*

**Benchmarks Displayed in this report represent current policy benchmarks as of the SIOP effective 7/1/2020. Asset class benchmarks and policy weights are reviewed annually by the Commission's consultant and adopted by the Commission and have changed over time. The policy benchmark return history represents a blend of these past policies.**

# South Carolina Retirement System Investment Commission

Investment Performance Review  
Period Ending: December 31, 2022



[VERUSINVESTMENTS.COM](https://www.verusinvestments.com)

SEATTLE 206.622.3700

CHICAGO 312.815.5228

PITTSBURGH 412.784.6678

LOS ANGELES 310.297.1777

SAN FRANCISCO 415.362.3484



Total Retirement System  
Asset Allocation vs. Policy

South Carolina Retirement System Investment Commission  
Period Ending: December 31, 2022

Allocation vs. Targets and Policy Quarter Ending December 31, 2022								
	MV at 12/31/2022	Overlay Exposures	Net Position	% of Total System	% of Total System (Net)	Policy Targets	Allowable Ranges	SIOP Compliance?
<b>Total System</b>	<b>38,157,982,432</b>	<b>-</b>	<b>38,157,982,432</b>	<b>100%</b>	<b>100%</b>	<b>100%</b>		
<b>Public Equity</b>	<b>14,389,118,311</b>	<b>2,067,789,824</b>	<b>16,456,908,135</b>	<b>38%</b>	<b>43%</b>	<b>46%</b>	<b>30% - 60%</b>	<b>Yes</b>
Public Equity	14,389,118,311	2,067,789,824	16,456,908,135	38%	43%	46%	30% - 60%	Yes
<b>Bonds</b>	<b>3,837,695,662</b>	<b>3,008,786,451</b>	<b>6,846,482,113</b>	<b>10%</b>	<b>18%</b>	<b>26%</b>	<b>15% - 35%</b>	<b>Yes</b>
Investment Grade - Fixed	416,584,288	4,686,623,892	5,103,208,180	1%	13%	0%	10% - 35%	Yes
Investment Grade - Floating	1,259,204,558	-	1,259,204,558	3%	3%	0%	0% - 5%	Yes
Emerging Market Debt	52,734,703	-	52,734,703	0%	0%	0%	0% - 8%	Yes
Mixed Credit	145,124,298	-	145,124,298	0%	0%	0%	0% - 6%	Yes
Cash and Short Duration	1,964,047,814	(1,677,837,441)	286,210,373	5%	1%	0%	0% - 7%	Yes
<b>Private Equity</b>	<b>5,857,338,917</b>	<b>-</b>	<b>5,857,338,917</b>	<b>15%</b>	<b>15%</b>	<b>9%</b>	<b>5% - 13%</b>	<b>No</b>
<b>Private Debt</b>	<b>3,691,454,317</b>	<b>-</b>	<b>3,691,454,317</b>	<b>10%</b>	<b>10%</b>	<b>7%</b>	<b>3% - 11%</b>	<b>Yes</b>
<b>Real Assets</b>	<b>5,305,798,950</b>	<b>-</b>	<b>5,305,798,950</b>	<b>14%</b>	<b>14%</b>	<b>12%</b>	<b>6% - 18%</b>	<b>Yes</b>
Real Estate	4,026,406,037	-	4,026,406,037	11%	11%	9%	5% - 13%	Yes
Infrastructure	1,279,392,913	-	1,279,392,913	3%	3%	3%	0% - 5%	Yes
<b>Portable Alpha Hedge Funds</b>	<b>5,076,576,275</b>	<b>(5,076,576,275)</b>	<b>-</b>	<b>13%</b>	<b>0%</b>	<b>0%</b>	<b>0% - 15%</b>	<b>Yes</b>

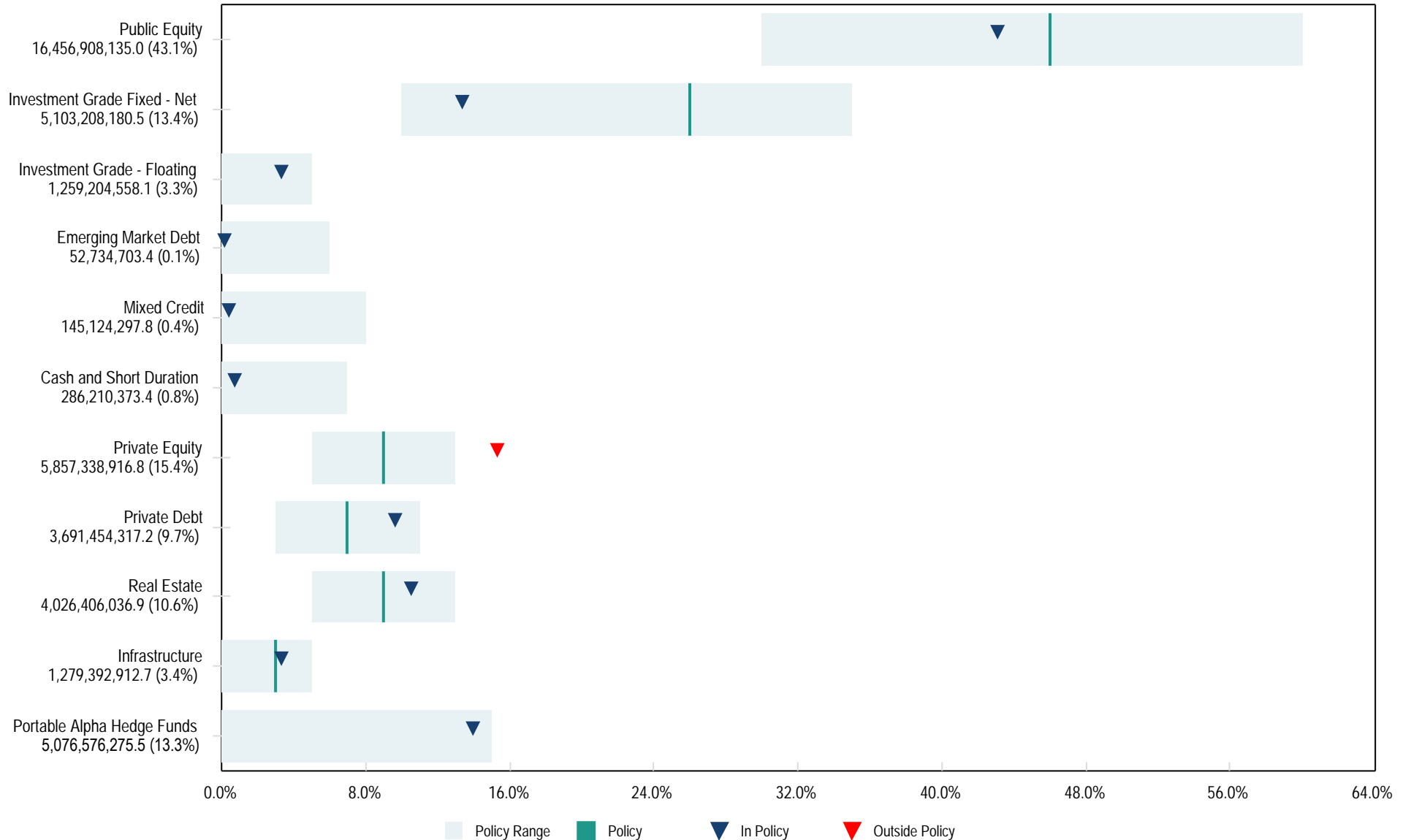
Includes cash in the Russell Overlay separate account

Percentages may not sum to 100% due to rounding

# Total Retirement System Asset Allocation Compliance

# South Carolina Retirement System Investment Commission Period Ending: December 31, 2022

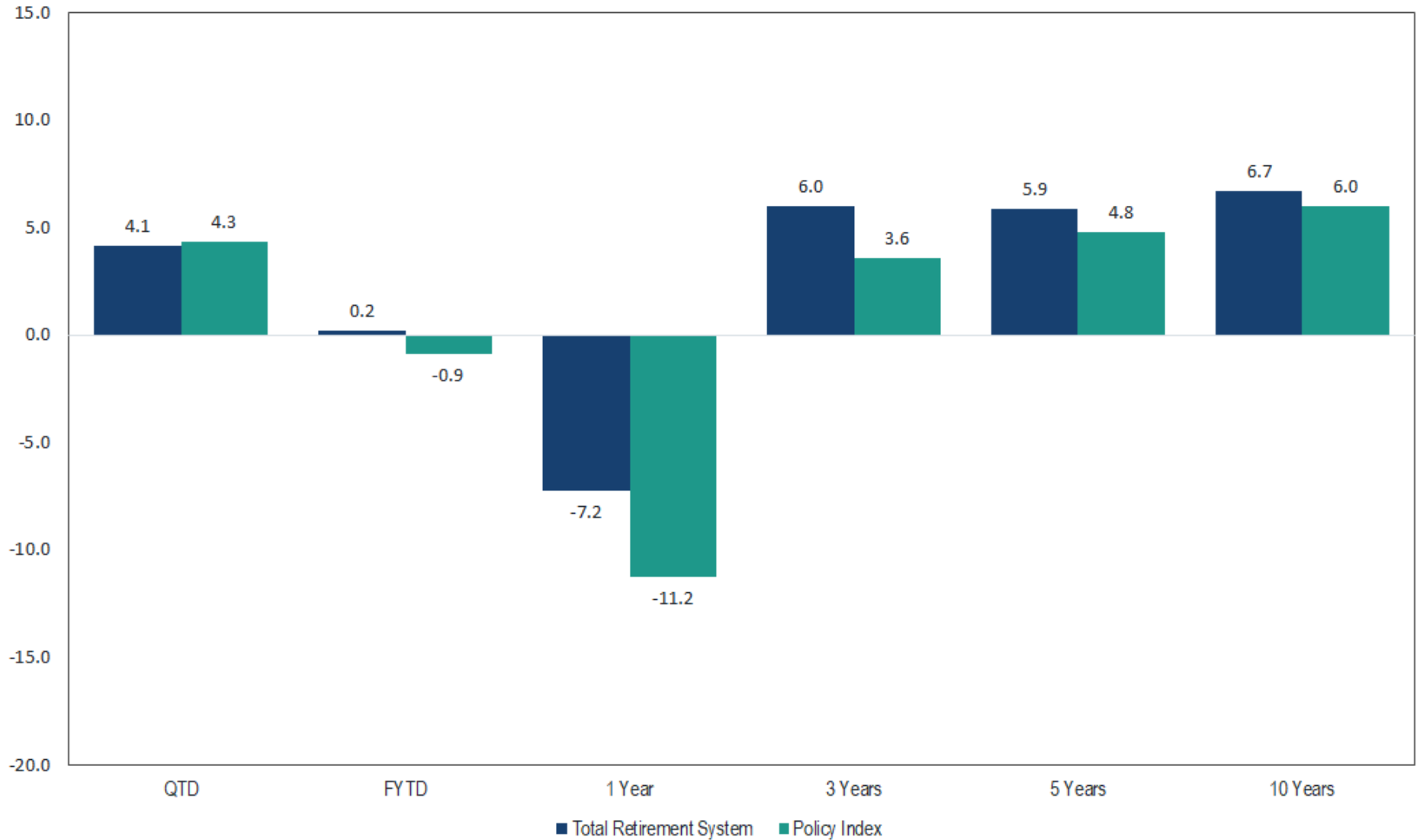
Actual vs. Policy Ranges:  
(Including Overlay)



Total Retirement System  
Net Return Summary

South Carolina Retirement System Investment Commission  
Period Ending: December 31, 2022

Net Return Summary

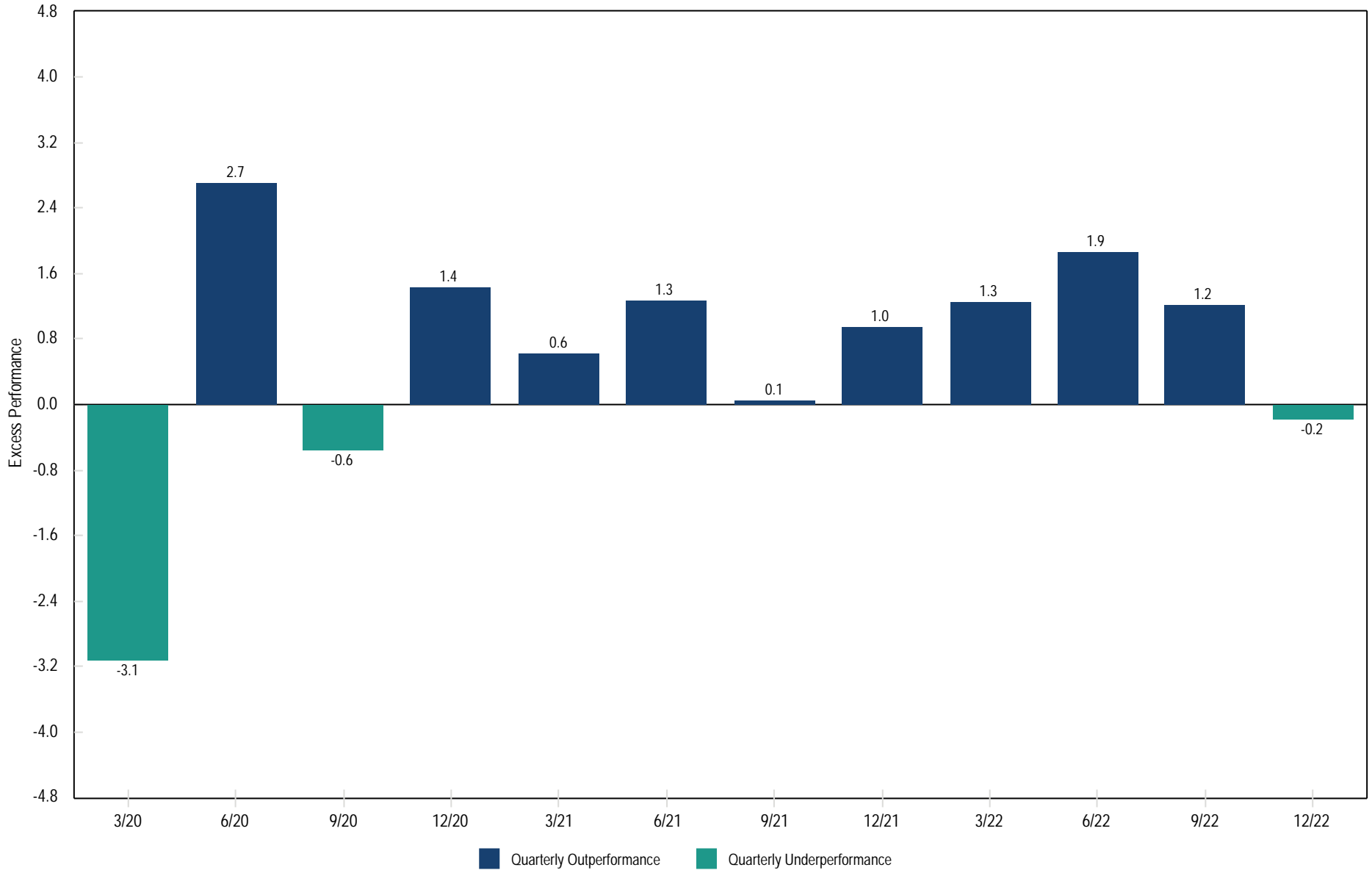


Returns for periods greater than one year are annualized.

Total Retirement System  
Excess Performance Relative to Policy (Net of Fees)

South Carolina Retirement System Investment Commission  
Period Ending: December 31, 2022

Quarterly Excess Performance vs. Policy Benchmark

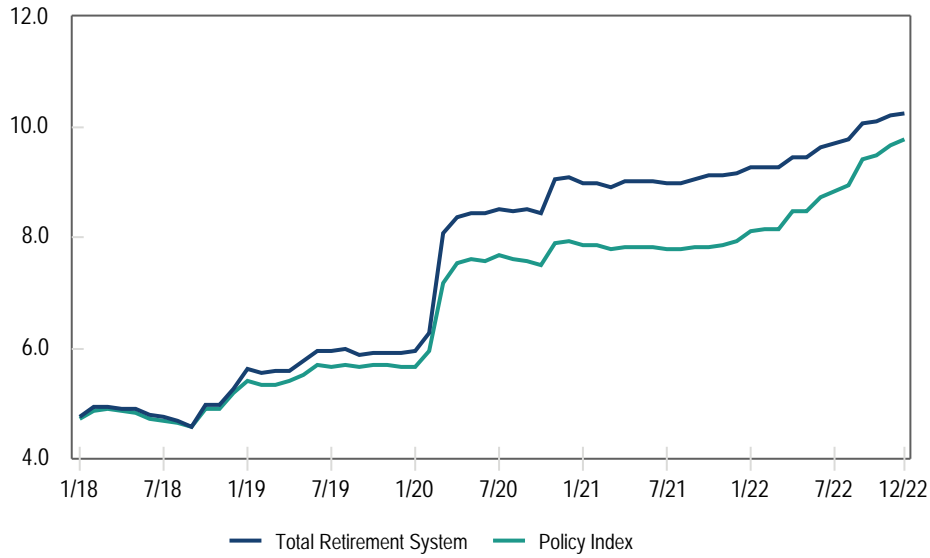




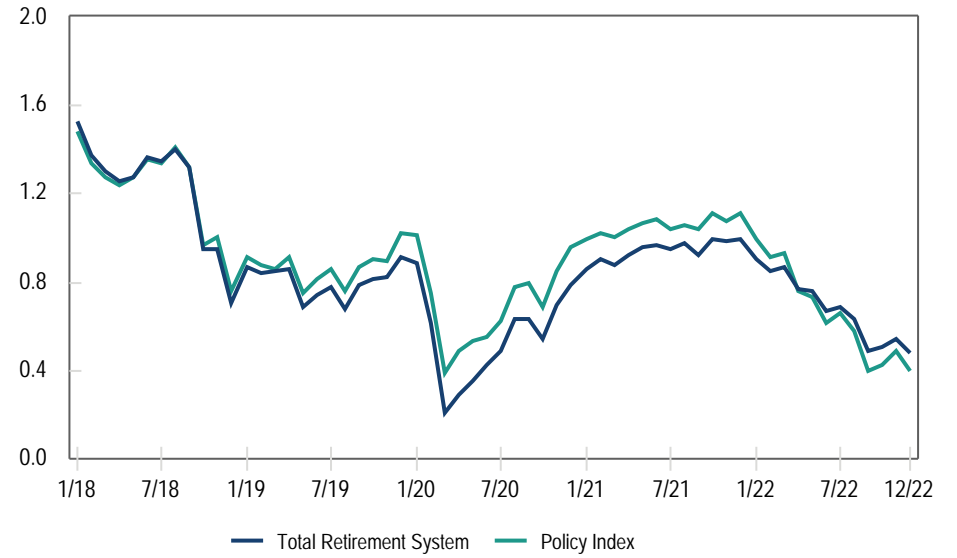
# Total Retirement System Risk Analysis - 5 Years (Net of Fees)

# South Carolina Retirement System Investment Commission Period Ending: December 31, 2022

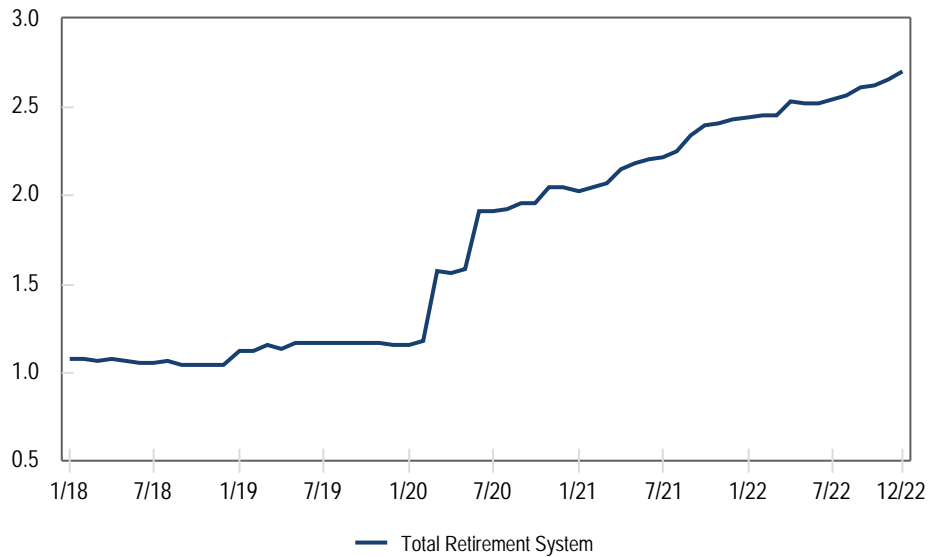
Rolling 5 Year Std. Deviation



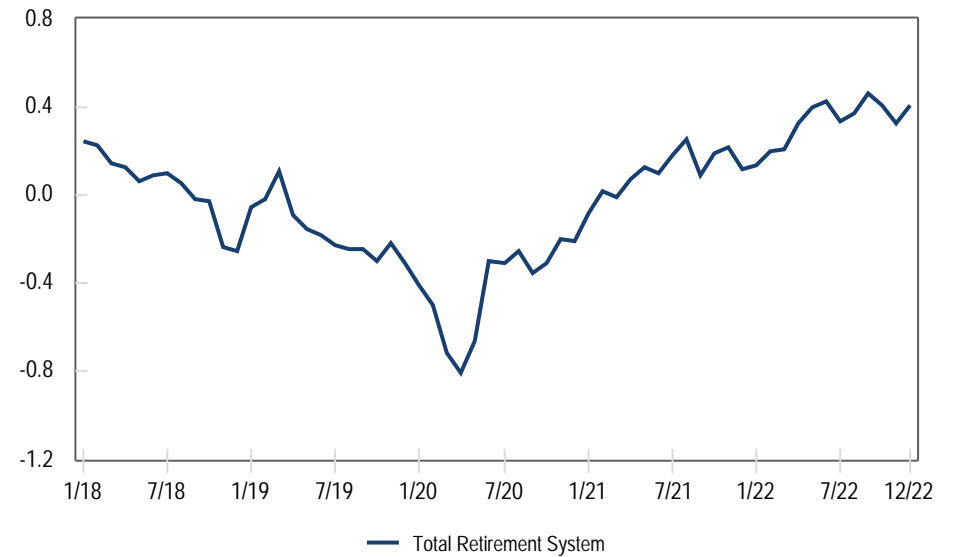
Rolling 5 Year Sharpe Ratio



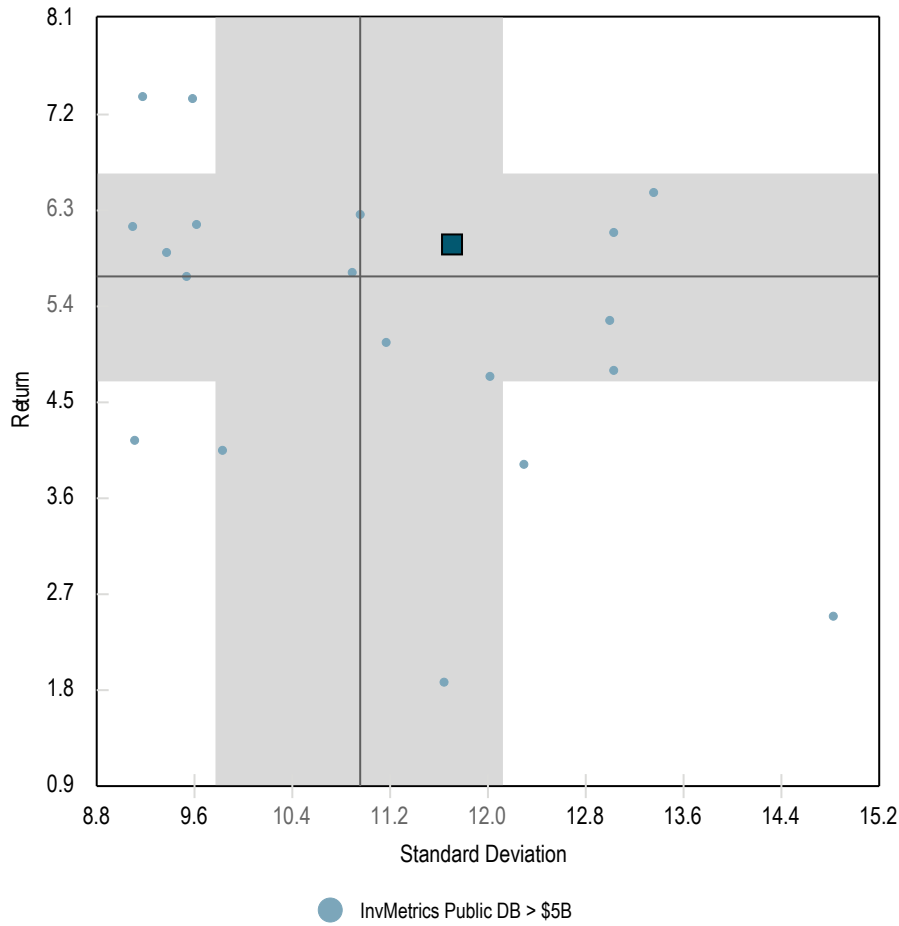
Rolling 5 Year Tracking Error



Rolling 5 Year Information Ratio

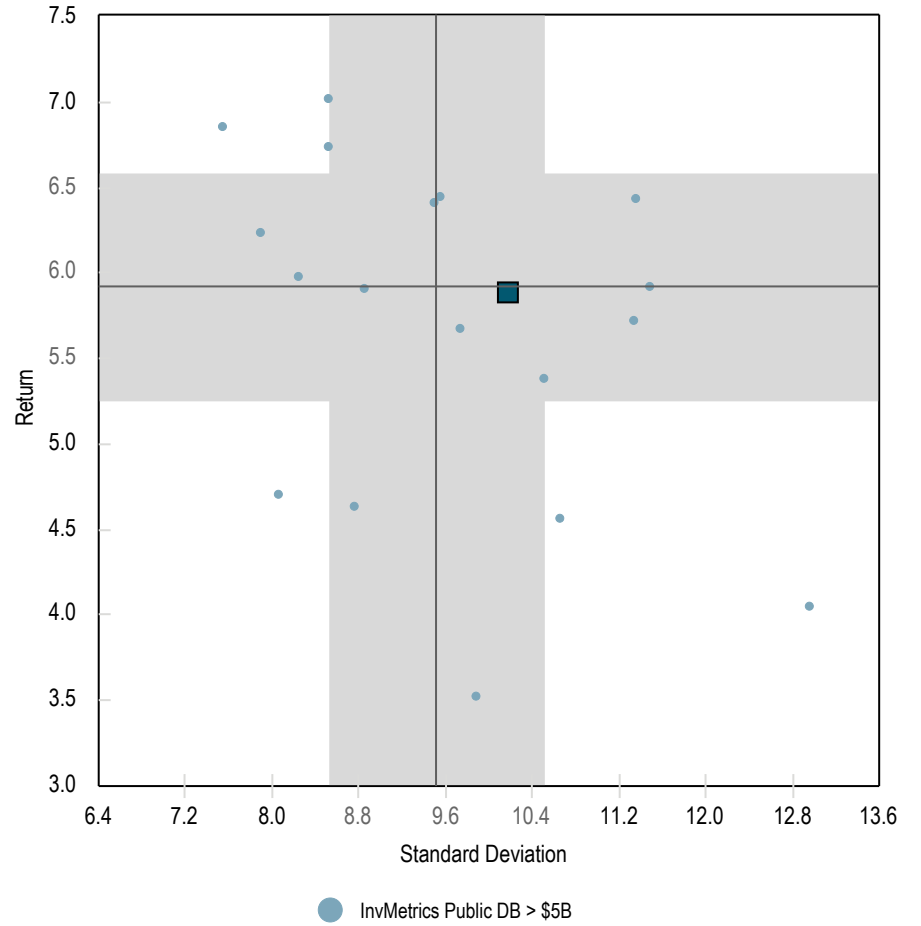


3 Years Return vs. Standard Deviation



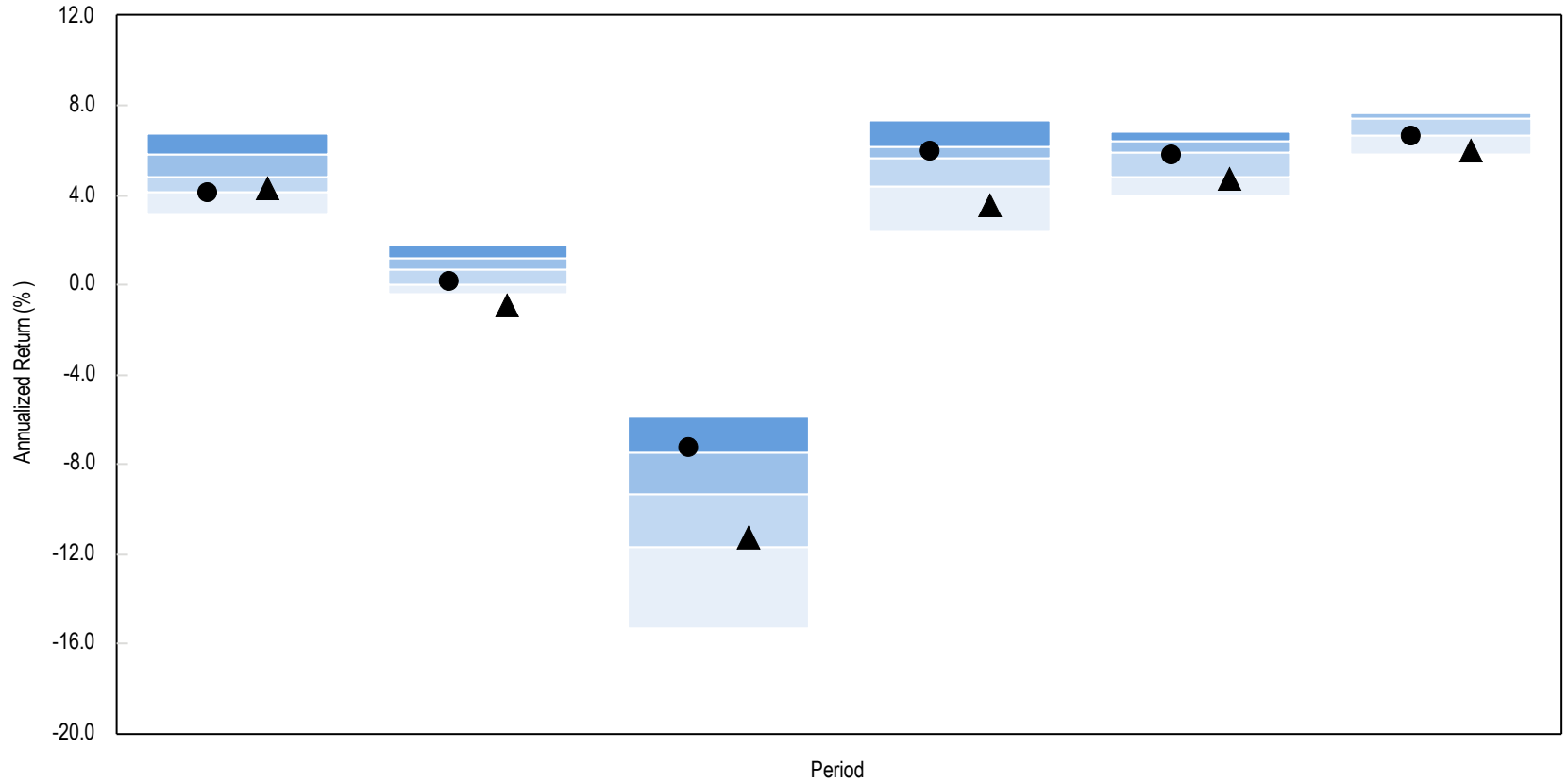
	Return	Standard Deviation
Total Retirement System	5.99	11.71
Median	5.68	10.95
Population	19	19

5 Years Return vs. Standard Deviation



	Return	Standard Deviation
Total Retirement System	5.88	10.18
Median	5.92	9.52
Population	18	18

Total Fund Consecutive Periods vs. InvMetrics Public DB > \$5B

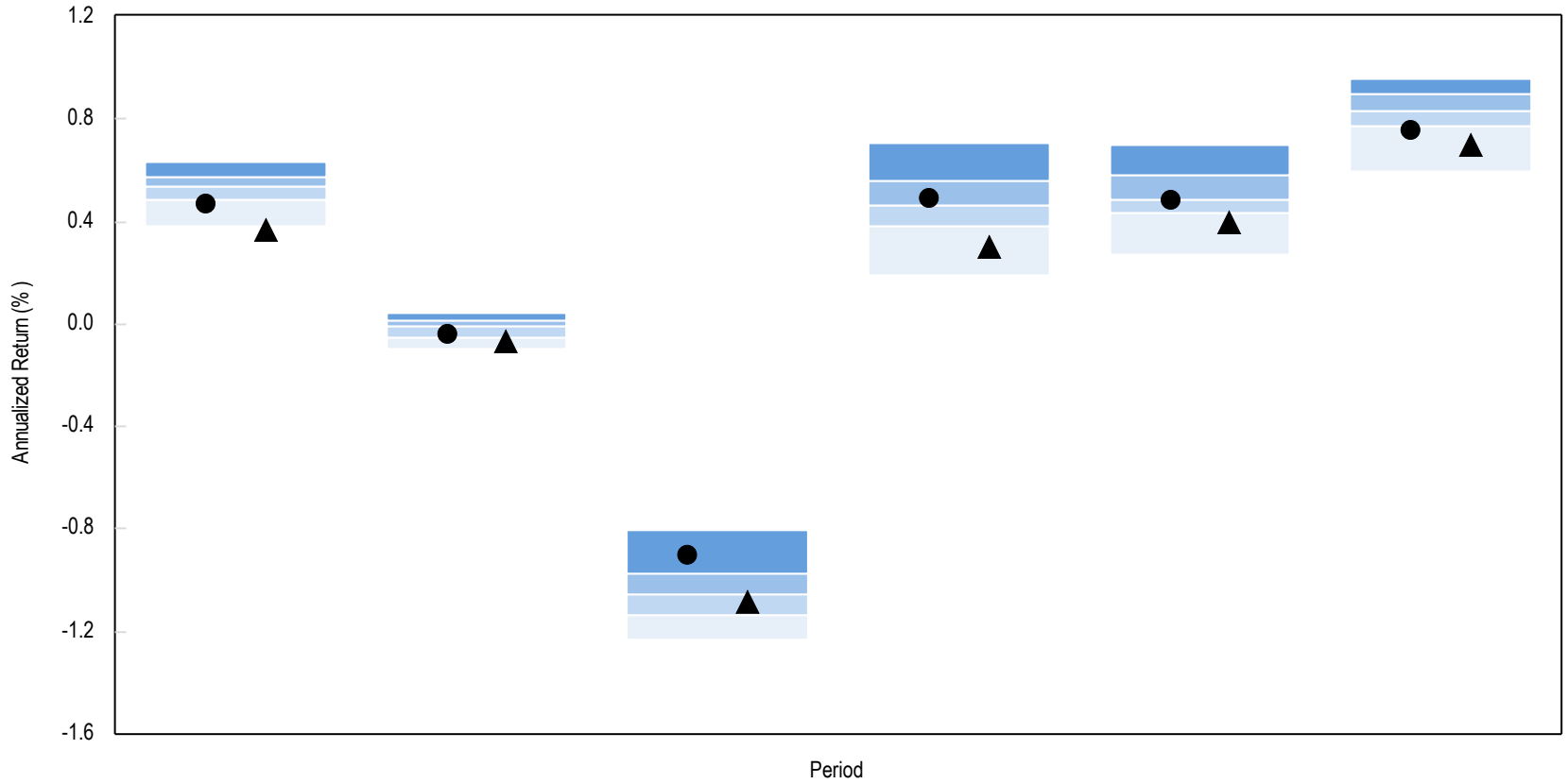


	QTD	Fiscal YTD	1 Yr	3 Yrs	5 Yrs	10 Yrs
● Total Retirement System	4.14 (76)	0.21 (72)	-7.23 (23)	5.99 (37)	5.88 (54)	6.70 (75)
▲ Policy Index	4.32 (65)	-0.89 (99)	-11.23 (69)	3.60 (91)	4.79 (76)	6.00 (95)
5th Percentile	6.79	1.82	-5.83	7.35	6.89	7.82
1st Quartile	5.85	1.18	-7.43	6.16	6.43	7.67
Median	4.85	0.74	-9.34	5.68	5.92	7.43
3rd Quartile	4.17	0.08	-11.63	4.45	4.87	6.68
95th Percentile	3.20	-0.34	-15.28	2.43	3.97	5.89
Population	25	25	22	19	18	17

Total Retirement System  
Peer Universe Comparison: Sharpe Ratio

South Carolina Retirement System Investment Commission  
Period Ending: December 31, 2022

Total Fund Sharpe Ratio vs. InvMetrics Public DB > \$5B



	QTD	Fiscal YTD	1 Yr	3 Yrs	5 Yrs	10 Yrs
● Total Retirement System	0.47 (80)	-0.04 (73)	-0.90 (12)	0.49 (41)	0.49 (52)	0.76 (76)
▲ Policy Index	0.37 (97)	-0.07 (93)	-1.08 (56)	0.30 (90)	0.40 (84)	0.70 (80)
5th Percentile	0.63	0.04	-0.80	0.71	0.70	0.96
1st Quartile	0.58	0.02	-0.97	0.56	0.58	0.90
Median	0.53	-0.01	-1.06	0.46	0.49	0.83
3rd Quartile	0.49	-0.06	-1.14	0.38	0.43	0.77
95th Percentile	0.38	-0.10	-1.23	0.19	0.27	0.60
Population	25	25	22	19	18	17



# Total Retirement System

## Asset Class Performance Summary

# South Carolina Retirement System Investment Commission

## Period Ending: December 31, 2022

	Market Value	% of Portfolio	QTD	Fiscal YTD	1 Yr	3 Yrs	5 Yrs	10 Yrs	Inception	Inception Date
<b>Total Retirement System</b>	38,157,982,432	100.0	4.1	0.2	-7.2	6.0	5.9	6.7	5.6	Oct-05
<i>Policy Index</i>			4.3	-0.9	-11.2	3.6	4.8	6.0	4.9	
<b>Public Equity</b>	14,389,118,311	37.7	9.9	2.7	-18.2	3.2	3.8	6.8	5.3	Oct-05
<i>Public Equity Blended Benchmark</i>			9.8	2.6	-18.4	3.9	5.0	7.9	6.2	
<b>Total Bonds</b>	3,100,724,321	8.1	1.4	0.2	-5.1	0.6	1.4	1.5	3.1	Oct-05
<i>Bonds Blended Benchmark</i>			1.9	-3.0	-13.0	-2.7	0.0	1.1	3.0	
Investment Grade - Fixed	416,584,288	1.1	1.4	-2.9	-12.1	-0.8	1.1	-	1.9	Jul-15
Investment Grade - Floating	1,259,204,558	3.3	2.1	1.1	-5.7	-	-	-	3.7	Jul-20
Mixed Credit	145,124,298	0.4	-1.5	-2.9	-5.1	4.0	4.0	4.1	5.6	May-08
<i>50% S&amp;P LSTA Leveraged Loan Index/50% Blmbg. High Yield Index</i>			3.5	3.9	-5.9	1.3	2.8	3.8	5.1	
<b>Emerging Market Debt</b>	52,734,703	0.1	4.0	2.0	-9.8	-4.0	-1.3	0.3	3.3	Jul-09
<i>50% JPM EMBI Global Div (USD)/50% JPM GBI EM Global</i>			8.3	3.3	-14.8	-5.7	-1.9	-0.2	3.1	
<b>Cash - Short Duration</b>	1,227,076,473	3.2	0.8	1.1	0.4	0.9	1.4	1.0	1.6	Oct-05
<i>90 Day U.S. Treasury Bill</i>			0.8	1.3	1.5	0.7	1.3	0.8	1.2	
<b>Short Duration</b>	188,961,186	0.5	1.1	1.3	-0.3	1.4	1.9	1.7	1.8	Mar-10
<i>Blmbg. 1-3 Year Gov/Credit index</i>			0.9	-0.6	-3.7	-0.3	0.9	0.9	1.0	
<b>Private Equity</b>	5,857,338,917	15.4	0.1	-2.8	6.1	19.0	14.5	14.0	9.7	Apr-07
<i>Private Equity Blended Benchmark</i>			-2.2	-7.2	-2.9	17.4	14.9	15.5	11.6	
<b>Private Debt</b>	3,691,454,317	9.7	1.2	1.0	5.2	7.7	6.1	7.0	6.9	Jun-08
<i>S&amp;P LSTA Leveraged Loan Index + 150 bps 3-mo lag</i>			1.7	-2.4	-1.2	3.6	4.4	5.0	4.9	
<b>Real Assets</b>	5,305,798,950	13.9	-0.7	-0.4	9.8	10.9	9.9	12.3	8.1	Jul-08
<i>Real Assets Blended Benchmark</i>			-5.2	-4.9	6.6	7.4	7.6	5.9	4.2	
<b>Private Real Estate</b>	3,665,901,061	9.6	-2.8	-1.0	15.5	13.0	10.9	13.0	8.3	Jul-08
<i>Private Real Estate Blended Benchmark</i>			-5.2	-4.9	6.5	9.2	8.2	9.8	6.1	
<b>Public Real Estate</b>	360,504,976	0.9	4.7	-6.0	-23.7	2.7	5.5	-	4.7	Jul-16
<i>FTSE NAREIT Equity REIT</i>			5.2	-5.2	-24.4	-0.1	3.7	6.5	2.9	
<b>Private Infrastructure</b>	1,065,969,975	2.8	3.4	4.6	5.7	6.4	-	-	6.4	Jul-18
<i>Dow Jones Brookfield Global Infrastructure</i>			9.6	-2.6	-6.6	1.4	4.3	6.4	5.1	
<b>Public Infrastructure</b>	213,422,938	0.6	9.3	-2.6	-7.5	3.5	5.7	-	5.9	Jun-16
<i>Dow Jones Brookfield Global Infrastructure</i>			9.6	-2.6	-6.6	1.4	4.3	6.4	5.9	
<b>Hedge Funds Portable Alpha</b>	5,076,576,275	13.3	0.0	2.4	11.2	9.6	7.1	7.2	8.2	Jul-07
<i>HFRI Conservative Fund of Funds Less LIBOR</i>			0.3	-0.4	-2.6	3.5	2.2	2.5	0.7	
<b>Russell Overlay</b>	736,971,341	1.9								

Return calculations are rounded to the nearest tenth of percent and may differ slightly from BNYM reported returns.

Total Retirement System  
Risk Analysis - 5 Years (Net of Fees)

South Carolina Retirement System Investment Commission  
Period Ending: December 31, 2022

	Anlzd Return	Anlzd Standard Deviation	Information Ratio	Beta	Sharpe Ratio	Tracking Error
<b>Total Retirement System</b>	5.9	10.2	0.4	1.0	0.5	2.7
<i>Policy Index</i>	4.8	9.7	-	1.0	0.4	0.0
<b>Public Equity</b>	3.8	18.3	-0.7	1.0	0.2	1.4
<i>Public Equity Blended Benchmark</i>	5.0	17.9	-	1.0	0.3	0.0
<b>Total Bonds</b>	1.4	4.3	0.3	0.3	0.0	5.1
<i>Bonds Blended Benchmark</i>	0.0	5.0	-	1.0	-0.2	0.0
<b>Mixed Credit</b>	4.0	7.5	0.2	0.7	0.4	5.3
<i>50% S&amp;P LSTA Leveraged Loan Index/50% Blmbg. U.S. Corporate High Yield Index</i>	2.8	7.7	-	1.0	0.2	0.0
<b>Emerging Market Debt</b>	-1.3	10.9	0.2	0.9	-0.2	3.7
<i>50% JP Morgan EMBI Global Diversified (USD)/50% JP Morgan EMBI Global Diversified</i>	-1.9	10.9	-	1.0	-0.2	0.0
<b>Cash - Short Duration</b>	1.4	0.8	0.2	0.4	0.2	0.8
<i>90 Day U.S. Treasury Bill</i>	1.3	0.3	-	1.0	-	0.0
<b>Short Duration</b>	1.9	1.6	0.4	-0.4	0.4	1.7
<i>90 Day U.S. Treasury Bill</i>	1.3	0.3	-	1.0	-	0.0
<b>Private Equity</b>	14.5	7.4	-	-	1.7	-
<i>Private Equity Blended Benchmark</i>	-	-	-	-	-	-
<b>Private Debt</b>	6.1	4.3	0.2	-0.1	1.1	8.8
<i>S&amp;P LSTA Leveraged Loan Index + 150 bps 3-mo lag</i>	4.4	7.0	-	1.0	0.5	0.0
<b>Real Assets</b>	9.9	5.2	0.3	0.5	1.6	5.8
<i>Real Assets Blended Benchmark</i>	7.6	7.8	-	1.0	0.8	0.0
<b>Private Real Estate</b>	10.9	4.3	-	-	2.1	-
<i>Private Real Estate Blended Benchmark</i>	-	-	-	-	-	-
<b>Public Real Estate</b>	5.5	19.4	0.4	1.0	0.3	2.4
<i>FTSE NAREIT All Equity REITs</i>	4.4	19.3	-	1.0	0.3	0.0
<b>Private Infrastructure</b>	-	-	-	-	-	-
<i>Dow Jones Brookfield Global Infrastructure</i>	4.3	16.4	-	1.0	0.3	0.0
<b>Public Infrastructure</b>	5.7	15.6	0.6	0.9	0.4	2.2
<i>Dow Jones Brookfield Global Infrastructure</i>	4.3	16.4	-	1.0	0.3	0.0
<b>Hedge Funds Portable Alpha</b>	7.1	4.6	1.4	0.7	1.2	3.4
<i>HFRI Conservative Fund of Funds Less LIBOR</i>	2.2	4.5	-	1.0	0.2	0.0

Page excludes managers with less than 5 years of history.

## Disclaimer

---

This report contains confidential and proprietary information and is subject to the terms and conditions of the Consulting Agreement. It is being provided for use solely by the customer. The report may not be sold or otherwise provided, in whole or in part, to any other person or entity without written permission from Verus Advisory, Inc., (hereinafter Verus) or as required by law or any regulatory authority. The information presented does not constitute a recommendation by Verus and cannot be used for advertising or sales promotion purposes. This does not constitute an offer or a solicitation of an offer to buy or sell securities, commodities or any other financial instruments or products.

The information presented has been prepared using data from third party sources that Verus believes to be reliable. While Verus exercised reasonable professional care in preparing the report, it cannot guarantee the accuracy of the information provided by third party sources. Therefore, Verus makes no representations or warranties as to the accuracy of the information presented. Verus takes no responsibility or liability (including damages) for any error, omission, or inaccuracy in the data supplied by any third party. Nothing contained herein is, or should be relied on as a promise, representation, or guarantee as to future performance or a particular outcome. Even with portfolio diversification, asset allocation, and a long-term approach, investing involves risk of loss that the investor should be prepared to bear.

The information presented may be deemed to contain forward-looking information. Examples of forward looking information include, but are not limited to, (a) projections of or statements regarding return on investment, future earnings, interest income, other income, growth prospects, capital structure and other financial terms, (b) statements of plans or objectives of management, (c) statements of future economic performance, and (d) statements of assumptions, such as economic conditions underlying other statements. Such forward-looking information can be identified by the use of forward looking terminology such as believes, expects, may, will, should, anticipates, or the negative of any of the foregoing or other variations thereon comparable terminology, or by discussion of strategy. No assurance can be given that the future results described by the forward-looking information will be achieved. Such statements are subject to risks, uncertainties, and other factors which could cause the actual results to differ materially from future results expressed or implied by such forward looking information. The findings, rankings, and opinions expressed herein are the intellectual property of Verus and are subject to change without notice. The information presented does not claim to be all-inclusive, nor does it contain all information that clients may desire for their purposes. The information presented should be read in conjunction with any other material provided by Verus, investment managers, and custodians.

Verus will make every reasonable effort to obtain and include accurate market values. However, if managers or custodians are unable to provide the reporting period's market values prior to the report issuance, Verus may use the last reported market value or make estimates based on the manager's stated or estimated returns and other information available at the time. These estimates may differ materially from the actual value. Hedge fund market values presented in this report are provided by the fund manager or custodian. Market values presented for private equity investments reflect the last reported NAV by the custodian or manager net of capital calls and distributions as of the end of the reporting period. These values are estimates and may differ materially from the investments actual value. Private equity managers report performance using an internal rate of return (IRR), which differs from the time-weighted rate of return (TWRR) calculation done by Verus. It is inappropriate to compare IRR and TWRR to each other. IRR figures reported in the illiquid alternative pages are provided by the respective managers, and Verus has not made any attempts to verify these returns. Until a partnership is liquidated (typically over 10-12 years), the IRR is only an interim estimated return. The actual IRR performance of any LP is not known until the final liquidation.

Verus receives universe data from InvMetrics, eVestment Alliance, and Morningstar. We believe this data to be robust and appropriate for peer comparison. Nevertheless, these universes may not be comprehensive of all peer investors/managers but rather of the investors/managers that comprise that database. The resulting universe composition is not static and will change over time. Returns are annualized when they cover more than one year. Investment managers may revise their data after report distribution. Verus will make the appropriate correction to the client account but may or may not disclose the change to the client based on the materiality of the change.



**PERSPECTIVES  
THAT DRIVE  
ENTERPRISE  
SUCCESS**



MARCH 2023

**2023 Capital Market Assumptions Review**

**South Carolina RSIC**



# Executive Summary

- This presentation provides Verus' forward looking long-term Capital Market Assumptions for 2023 and the expected long-term expected return of the RSIC portfolio using these assumptions.
- Verus formally updates our capital market assumptions annually, with updates to the assumptions on a quarterly basis to reflect changes in market conditions over the course of the year.
- Our capital market assumptions for 2023 are largely higher across the board, given equity market drawdowns experienced in 2022 combined with the higher yield environment in fixed income markets
- The result for the RSIC is that the expected long-term return of the portfolio has increased to 7.3%, a 110 basis point increase for the expected return compared to using our 2022 CMAs.

# Methodology

- We use a fundamental building block approach based on several inputs, including historical data and academic research, to create asset class return forecasts.
- For most asset classes, we use long-term historical volatility after adjusting for autocorrelation.
- Correlations between asset classes are calculated based on the last 10 years. For illiquid assets, such as private equity and private real estate, we use BarraOne correlation estimates.

Asset	Methodology
Equity	Current yield + real earnings growth (historical average) + inflation on earnings (inflation forecast) + expected P/E change
Intl Developed Equity	Current yield + real earnings growth (historical average) + inflation on earnings (intl. inflation forecast) + expected P/E change
Private Equity	US large cap domestic equity forecast * 1.85 beta adjustment
Bonds	Nominal bonds: current yield; Real bonds: real yield + inflation forecast
Credit	Current option-adjusted spread + U.S. 10-year Treasury – effective default rate
Private Credit	Levered gross return (LIBOR + spread + original issuance discounts) – management fees – carried interest
Hedge Funds	Return coming from traditional betas + 15-year historical idiosyncratic return
Core Real Estate	Cap rate + real income growth – capex + inflation forecast
Value-Add Real Estate	Core real estate + 2%
Opportunistic Real Estate	Core real estate + 3%
Infrastructure	Current yield + real income growth + inflation on earnings (inflation forecast)
Inflation	25% weight to the University of Michigan Survey 5-10 year ahead inflation expectation and the Survey of Professional Forecasters (Fed Survey), and the remaining 50% to the market's expectation for inflation as observed through the 10-year TIPS breakeven rate
Cash	75% * current federal funds rate + 25% * U.S. 10-year Treasury yield

*\*Long-term historical volatility data is adjusted for autocorrelation (see Appendix)*

# 10-year return & risk assumptions

Asset Class	Index Proxy	10 Year Geometric Return	Standard Deviation Forecast
<b>Equities</b>			
U.S. Large	S&P 500	6.5%	15.6%
U.S. Small	Russell 2000	5.4%	21.5%
International Developed	MSCI EAFE	9.1%	17.8%
International Small	MSCI EAFE Small Cap	9.2%	22.1%
Emerging Markets	MSCI EM	8.5%	25.2%
Private Equity Direct	CA U.S. Private Equity	10.2%	25.8%
<b>Public Fixed Income</b>			
Cash	30 Day T-Bills	3.3%	1.2%
U.S. TIPS	Bloomberg U.S. TIPS 5-10	4.1%	5.6%
U.S. Treasury	Bloomberg Treasury 7-10 Year	3.8%	7.1%
Long U.S. Treasury	Bloomberg Treasury 20+ Year	3.8%	13.2%
Global Sovereign ex U.S.	Bloomberg Global Treasury ex U.S.	2.2%	10.0%
Global Aggregate	Bloomberg Global Aggregate	3.0%	6.7%
Core Fixed Income	Bloomberg U.S. Aggregate Bond	4.3%	4.6%
Core Plus Fixed Income	Bloomberg U.S. Universal	4.6%	4.6%
Short-Term Gov't/Credit	Bloomberg U.S. Gov't/Credit 1-3 Year	3.9%	3.7%
Short-Term Credit	Bloomberg Credit 1-3 Year	4.3%	3.7%
Long-Term Credit	Bloomberg Long U.S. Credit	5.3%	11.0%
High Yield Corp. Credit	Bloomberg U.S. Corporate High Yield	6.4%	11.2%
Bank Loans	S&P/LSTA Leveraged Loan	6.8%	9.2%
Global Credit	Bloomberg Global Credit	4.5%	7.9%
Emerging Markets Debt (Hard)	JPM EMBI Global Diversified	8.9%	10.7%
Emerging Markets Debt (Local)	JPM GBI-EM Global Diversified	7.0%	12.3%

*Investors wishing to produce expected geometric return forecasts for their portfolios should use the arithmetic return forecasts provided here as inputs into that calculation, rather than the single-asset-class geometric return forecasts. This is the industry standard approach, but requires a complex explanation only a heavy quant could love, so we have chosen not to provide further details in this document – we will happily provide those details to any readers of this who are interested.*

# 10-year return & risk assumptions

Asset Class	Index Proxy	10 Year Geometric Return	Standard Deviation Forecast
<b>Private Fixed Income</b>			
Private Credit	S&P LSTA Leveraged Loan Index	8.2%	13.0%
Private Credit (Direct Lending - Unlevered)	S&P LSTA Leveraged Loan Index	6.8%	9.2%
Private Credit (Direct Lending - Levered)	S&P LSTA Leveraged Loan Index	9.1%	15.3%
Private Credit (Credit Opportunities)	S&P LSTA Leveraged Loan Index	8.5%	13.8%
Private Credit (Junior Capital / Mezzanine)	S&P LSTA Leveraged Loan Index	9.0%	15.1%
Private Credit (Distressed)	S&P LSTA Leveraged Loan Index	9.1%	29.1%
<b>Other</b>			
Commodities	Bloomberg Commodity	5.7%	16.3%
Hedge Funds	HFRI Fund Weighted Composite	4.6%	7.7%
Hedge Fund of Funds	HFRI Fund of Funds Composite	3.6%	7.7%
Hedge Funds (Equity Style)	Custom HFRI Benchmark Mix*	7.4%	14.6%
Hedge Funds (Credit Style)	Custom HFRI Benchmark Mix*	7.1%	9.8%
Hedge Funds (Asymmetric Style)	Custom HFRI Benchmark Mix*	4.8%	4.8%
Real Estate Debt	Bloomberg CMBS IG	5.2%	7.5%
Core Real Estate	NCREIF Property	5.8%	12.6%
Value-Add Real Estate	NCREIF Property + 200bps	7.8%	15.5%
Opportunistic Real Estate	NCREIF Property + 300bps	8.8%	21.3%
REITs	Wilshire REIT	5.8%	19.4%
Global Infrastructure	S&P Global Infrastructure	7.8%	17.3%
Inflation		2.5%	-

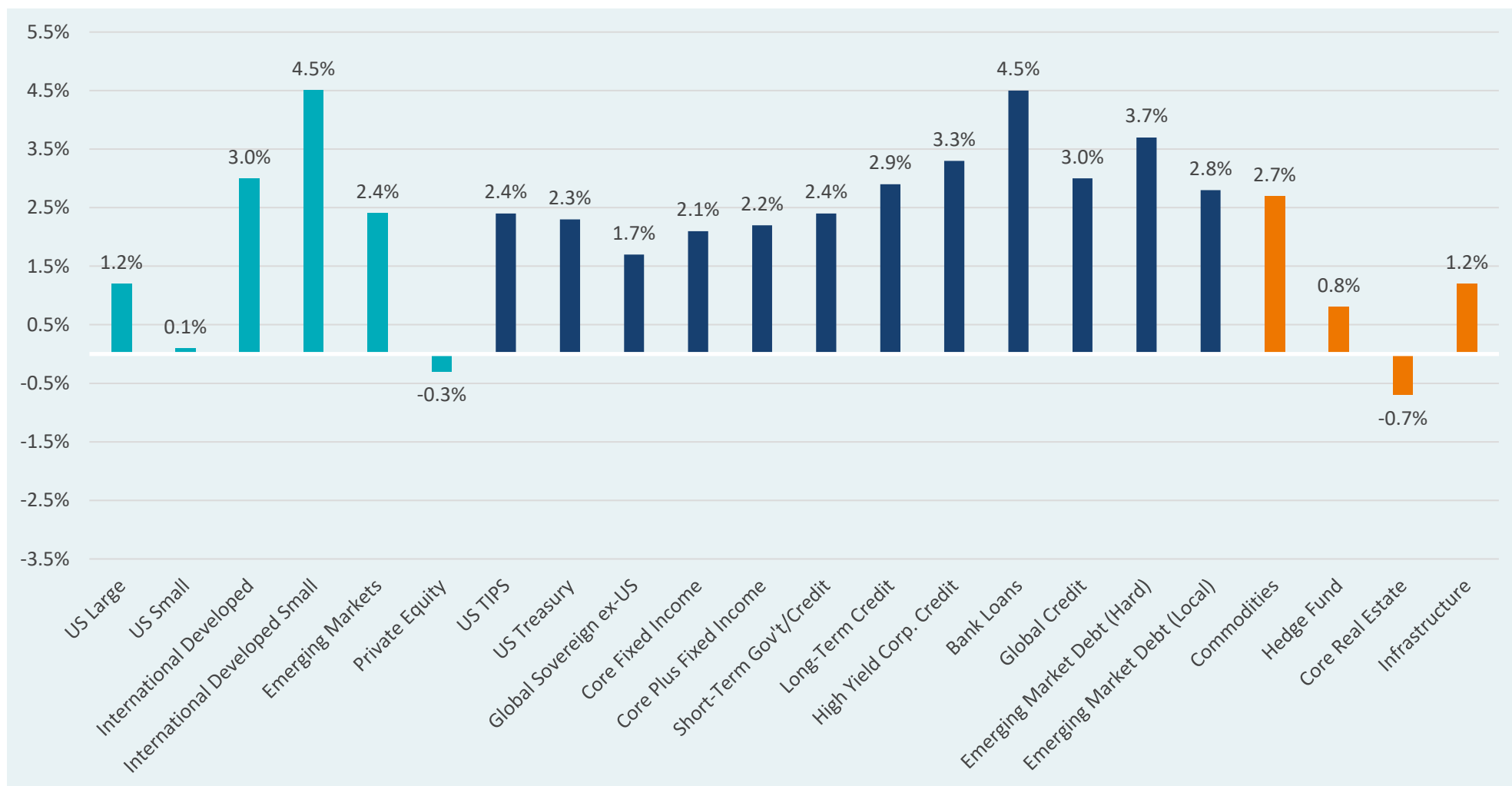
Investors wishing to produce expected geometric return forecasts for their portfolios should use the arithmetic return forecasts provided here as inputs into that calculation, rather than the single-asset-class geometric return forecasts. This is the industry standard approach, but requires a complex explanation only a heavy quant could love, so we have chosen not to provide further details in this document – we will happily provide those details to any readers of this who are interested.

\*To represent hedge fund styles, we use a combination of HFRI benchmarks: Equity Style = 33% HFRI Fundamental Growth, 33% HFRI Fundamental Value, 33% HFRI Activist. Credit Style = 20% HFRI Distressed/Restructuring, 20% HFRI Credit Arbitrage, 20% HFRI Fixed Income-Corporate, 20% HFRI Fixed Income-Convertible Arbitrage, 20% HFRI Fixed Income-Asset Backed. Asymmetric Style = 50% HFRI Relative Value, 50% HFRI Macro

\*\*The Risk Parity forecast shown here assumes a 10% target volatility strategy. We recommend customizing this forecast to the target volatility specifications of the risk parity strategy that an investor wishes to model. Please speak with your Verus consultant for customization needs.



# 2023 vs. 2022 return forecast



Note: the year-over-year change is based on the 2023 methodology.

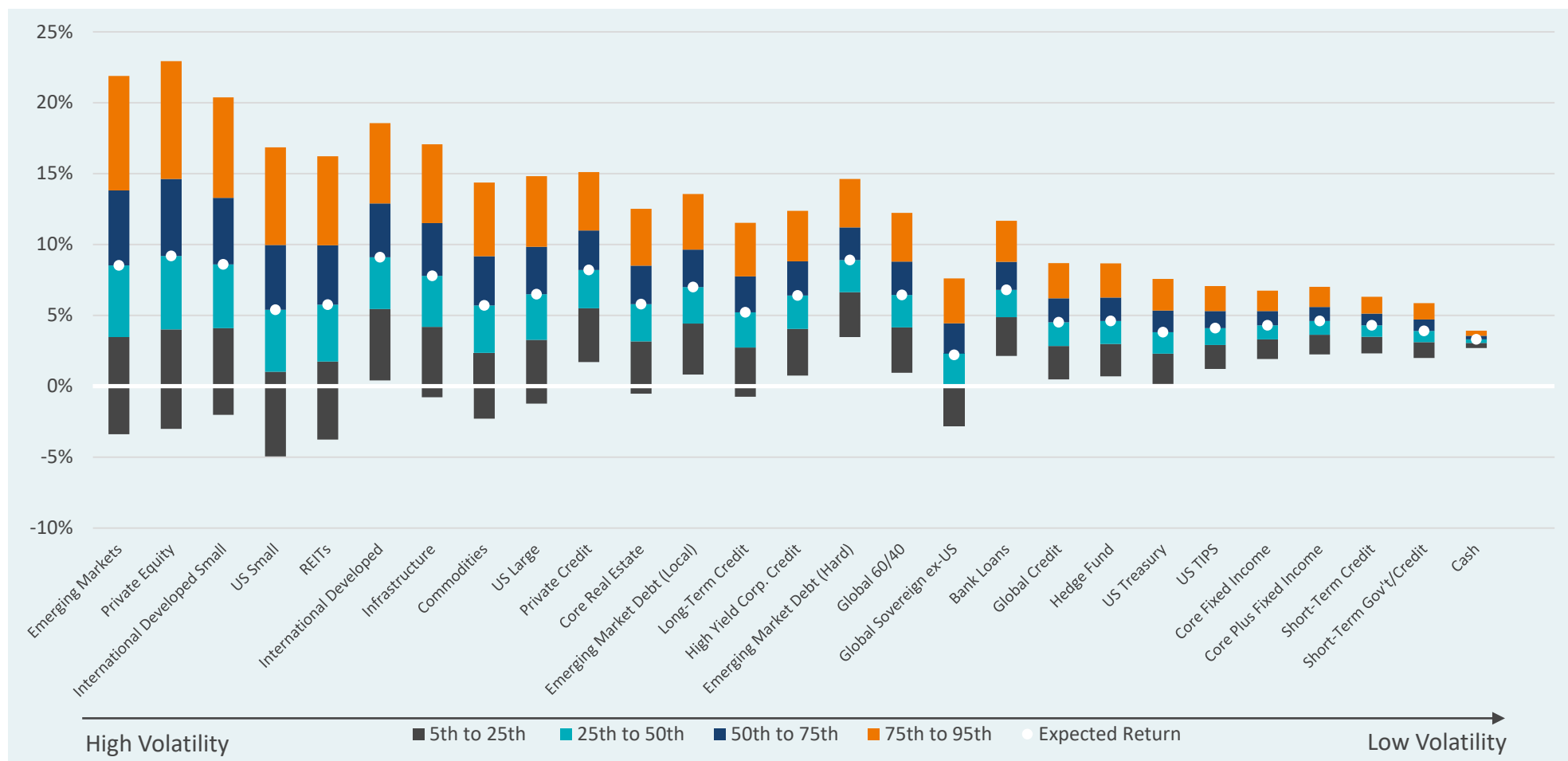
# RSIC Portfolio Long Term Expected Returns

	5 Asset Mix Policy (%)		5 Asset Mix Policy with Portable Alpha (%)		Reference Portfolio (%)	
	2023	2022	2023	2022	2023	2022
Global Equity	46		46		70	
Bonds	26		26		30	
Private Equity	9		9			
Private Debt	7		7			
Real Assets	12		12			
Portable Alpha	0		10			
	2023	2022	2023	2022	2023	2022
Forecast 10 Year Return	7.35	5.98	7.43	6.27	6.71	4.93
Standard Deviation	11.9	12.0	12.7	12.7	12.4	12.2
Return/Std. Deviation	0.6	0.5	0.6	0.5	0.5	0.4
25th percentile ret. - 1 year	-0.3	-1.7	-0.7	-1.9	-1.3	-2.9
5th percentile ret. - 1 year	-10.4	-11.8	-11.3	-12.5	-11.7	-13.1

# Appendix

# Range of likely 10-year outcomes

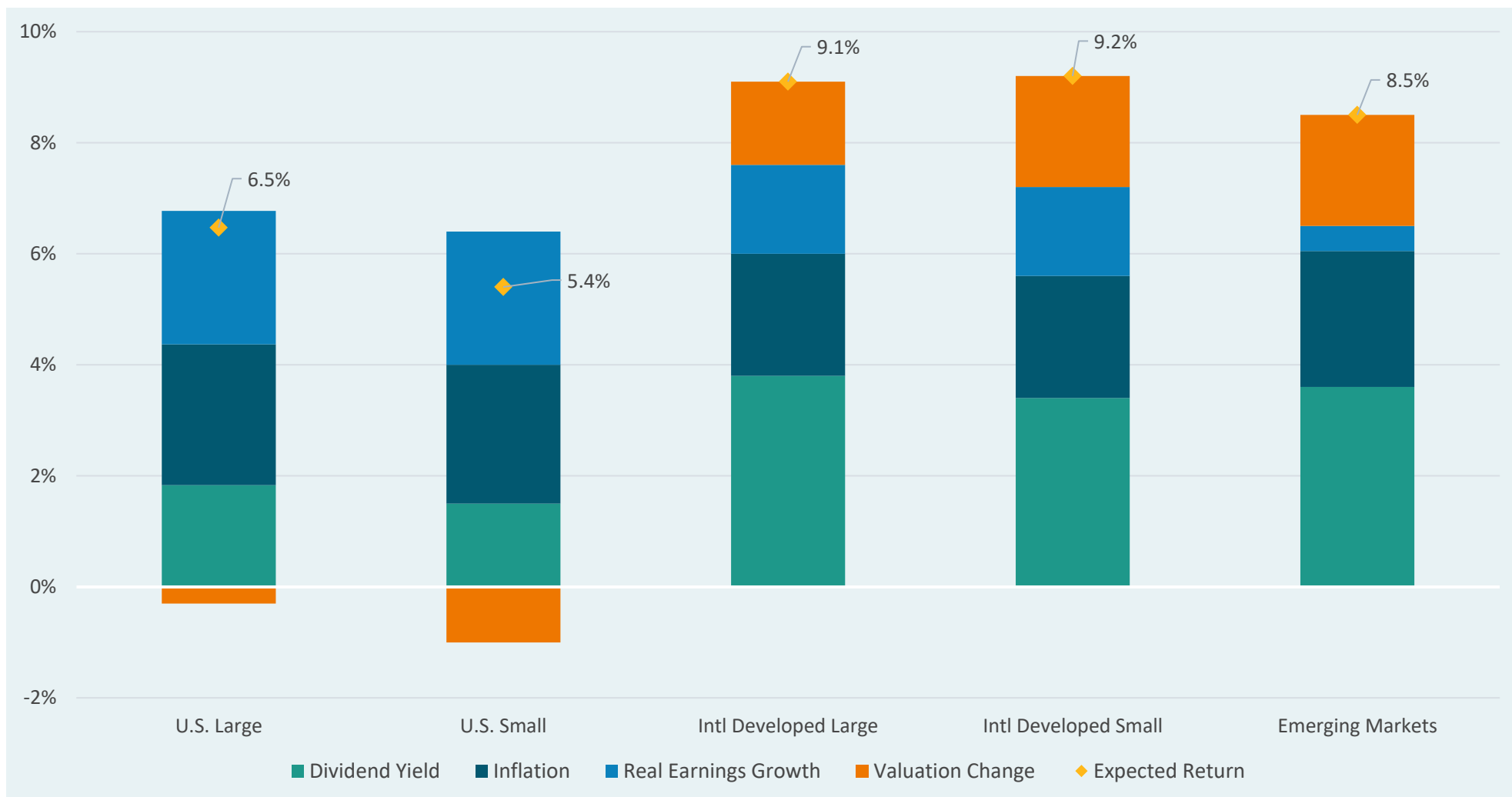
## 10-YEAR RETURN 90% CONFIDENCE INTERVAL



Source: Verus, MPI

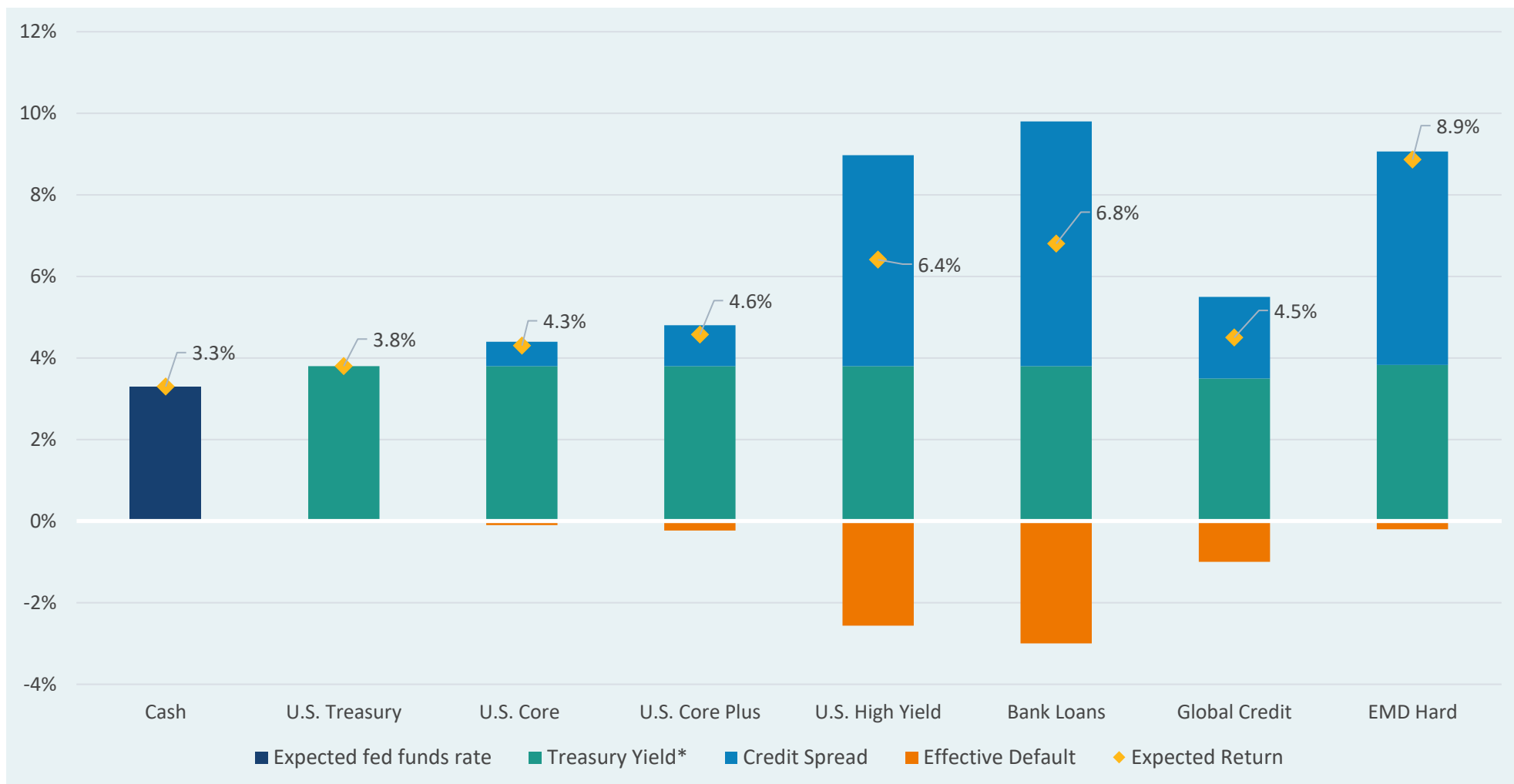


# Equity return forecasts



Source: Verus

# Fixed income return forecasts



Source: Verus

\*Bank loans uses 3-month USD Libor instead of the Treasury yield

# Correlation assumptions

	Cash	US Large	US Small	Intl Large	Intl Small	EM	Global Equity	PE	US TIPS	US Treasury	Global Sovereign ex-US	US Core	Core Plus	Short-Term Gov't/Credit	Short-Term Credit	Long-Term Credit	US HY	Bank Loans	Global Credit	EMD USD	EMD Local	Commodities	Hedge Funds	Real Estate	REITs	Infrastructure	Risk Parity	Currency Beta		
Cash	1.0																													
US Large	-0.2	1.0																												
US Small	-0.2	0.9	1.0																											
Intl Large	-0.2	0.9	0.8	1.0																										
Intl Small	-0.3	0.9	0.8	1.0	1.0																									
EM	-0.2	0.7	0.6	0.8	0.8	1.0																								
Global Equity	-0.2	1.0	0.9	1.0	0.9	0.8	1.0																							
PE	-0.2	0.7	0.6	0.6	0.6	0.6	0.7	1.0																						
US TIPS	0.0	0.4	0.3	0.4	0.4	0.4	0.4	0.2	1.0																					
US Treasury	0.2	0.0	-0.1	0.0	0.0	0.0	0.0	-0.2	0.8	1.0																				
Global Sovereign ex-US	0.1	0.0	-0.2	-0.1	-0.1	0.0	-0.1	-0.2	0.7	0.9	1.0																			
US Core	0.0	0.3	0.2	0.4	0.4	0.5	0.4	0.1	0.7	0.6	0.5	1.0																		
Core Plus	0.1	0.3	0.2	0.3	0.3	0.3	0.3	0.0	0.8	0.9	0.9	0.7	1.0																	
Short-Term Gov't/Credit	0.0	0.4	0.3	0.4	0.4	0.4	0.4	0.1	0.9	0.8	0.8	0.7	1.0	1.0																
Short-Term Credit	0.2	0.1	0.1	0.2	0.2	0.2	0.2	-0.1	0.7	0.8	0.6	0.6	0.8	0.8	1.0															
Long-Term Credit	0.0	0.4	0.4	0.5	0.5	0.5	0.5	0.0	0.7	0.5	0.4	0.6	0.8	0.8	0.8	1.0														
US HY	0.0	0.5	0.4	0.5	0.5	0.5	0.5	0.1	0.7	0.6	0.7	0.6	0.8	0.9	0.6	0.7	1.0													
Bank Loans	-0.2	0.8	0.8	0.8	0.8	0.7	0.8	0.5	0.5	0.1	0.1	0.5	0.4	0.6	0.3	0.7	0.6	1.0												
Global Credit	-0.3	0.6	0.7	0.6	0.7	0.6	0.7	0.5	0.3	-0.2	-0.2	0.2	0.1	0.3	0.0	0.5	0.4	0.8	1.0											
EMD USD	-0.1	0.6	0.5	0.7	0.7	0.7	0.7	0.4	0.6	0.3	0.3	0.6	0.6	0.7	0.4	0.7	0.7	0.8	0.7	1.0										
EMD Local	0.0	0.5	0.4	0.7	0.6	0.8	0.6	0.4	0.5	0.2	0.1	0.6	0.4	0.5	0.3	0.5	0.5	0.7	0.5	0.8	1.0									
Commodities	-0.2	0.4	0.4	0.5	0.5	0.5	0.5	0.3	0.2	-0.3	-0.3	0.2	-0.1	0.0	-0.1	0.2	0.1	0.5	0.5	0.3	0.4	1.0								
Hedge Funds	-0.2	0.8	0.9	0.9	0.9	0.8	0.9	0.6	0.3	-0.2	-0.2	0.3	0.1	0.3	0.0	0.5	0.4	0.8	0.8	0.7	0.6	0.5	1.0							
Real Estate	-0.2	0.6	0.5	0.5	0.5	0.4	0.6	0.4	0.2	-0.1	-0.1	0.2	0.0	0.1	-0.1	0.1	-0.1	0.4	0.4	0.4	0.4	0.3	0.5	1.0						
REITs	-0.2	0.7	0.6	0.6	0.6	0.5	0.7	0.5	0.6	0.3	0.3	0.4	0.5	0.5	0.2	0.5	0.6	0.6	0.5	0.6	0.5	0.3	0.6	0.7	1.0					
Infrastructure	-0.2	0.8	0.7	0.8	0.8	0.7	0.8	0.7	0.5	0.1	0.0	0.5	0.3	0.5	0.2	0.5	0.6	0.8	0.7	0.7	0.7	0.5	0.8	0.3	0.7	1.0				
Risk Parity	-0.2	0.7	0.7	0.8	0.7	0.7	0.8	0.4	0.6	0.1	0.1	0.4	0.4	0.5	0.2	0.6	0.6	0.8	0.7	0.8	0.6	0.6	0.8	0.4	0.7	0.8	1.0			
Currency Beta	0.0	0.0	0.0	0.0	-0.1	-0.1	0.0	0.2	-0.1	-0.1	-0.1	-0.1	-0.1	-0.1	-0.1	-0.1	-0.1	-0.1	-0.1	-0.1	-0.1	-0.1	0.0	0.1	0.0	0.0	0.0	0.0	1.0	

Note: as of 9/30/22 - Correlation assumptions are based on the last ten years. Private Equity and Real Estate correlations are especially difficult to model – we have therefore used BarraOne correlation data to strengthen these correlation estimates.

# Notices & disclosures

**Past performance is no guarantee of future results.** This report or presentation is provided for informational purposes only and is directed to institutional clients and eligible institutional counterparties only and should not be relied upon by retail investors. Nothing herein constitutes investment, legal, accounting or tax advice, or a recommendation to buy, sell or hold a security or pursue a particular investment vehicle or any trading strategy. The opinions and information expressed are current as of the date provided or cited only and are subject to change without notice. This information is obtained from sources deemed reliable, but there is no representation or warranty as to its accuracy, completeness or reliability. This report or presentation cannot be used by the recipient for advertising or sales promotion purposes.

The material may include estimates, outlooks, projections and other “forward-looking statements.” Such statements can be identified by the use of terminology such as “believes,” “expects,” “may,” “will,” “should,” “anticipates,” or the negative of any of the foregoing or comparable terminology, or by discussion of strategy, or assumptions such as economic conditions underlying other statements. No assurance can be given that future results described or implied by any forward looking information will be achieved. Actual events may differ significantly from those presented. Investing entails risks, including possible loss of principal. Risk controls and models do not promise any level of performance or guarantee against loss of principal.


“VERUS ADVISORY™” and any associated designs are the respective trademarks of Verus Advisory, Inc. Additional information is available upon request.



# South Carolina Retirement System Investment Commission

## Actuarial Valuation as of July 1, 2022

Joe Newton, FSA, EA, MAAA  
Danny White, FSA, EA, MAAA  
March 2, 2023



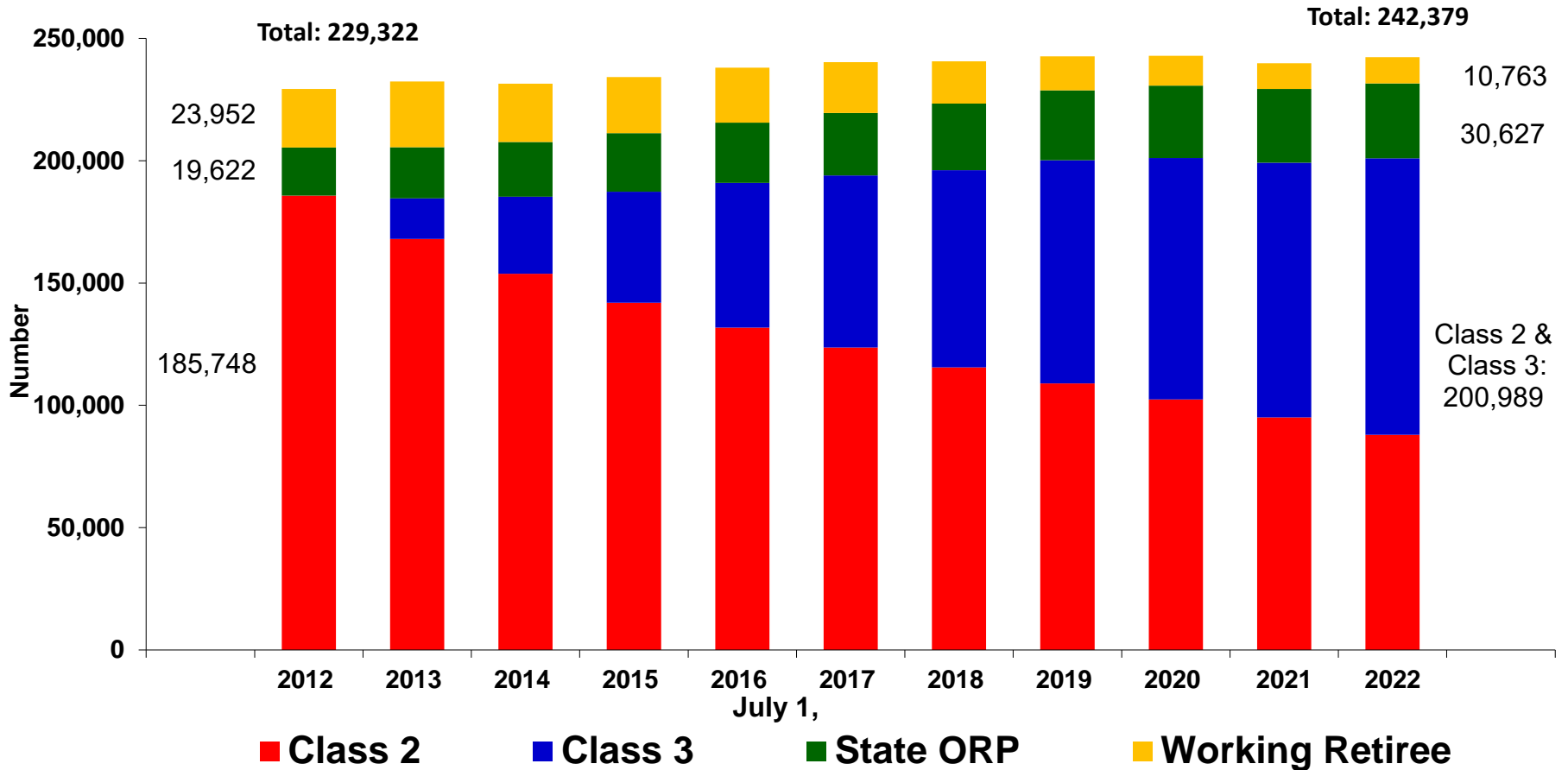
# Agenda

---

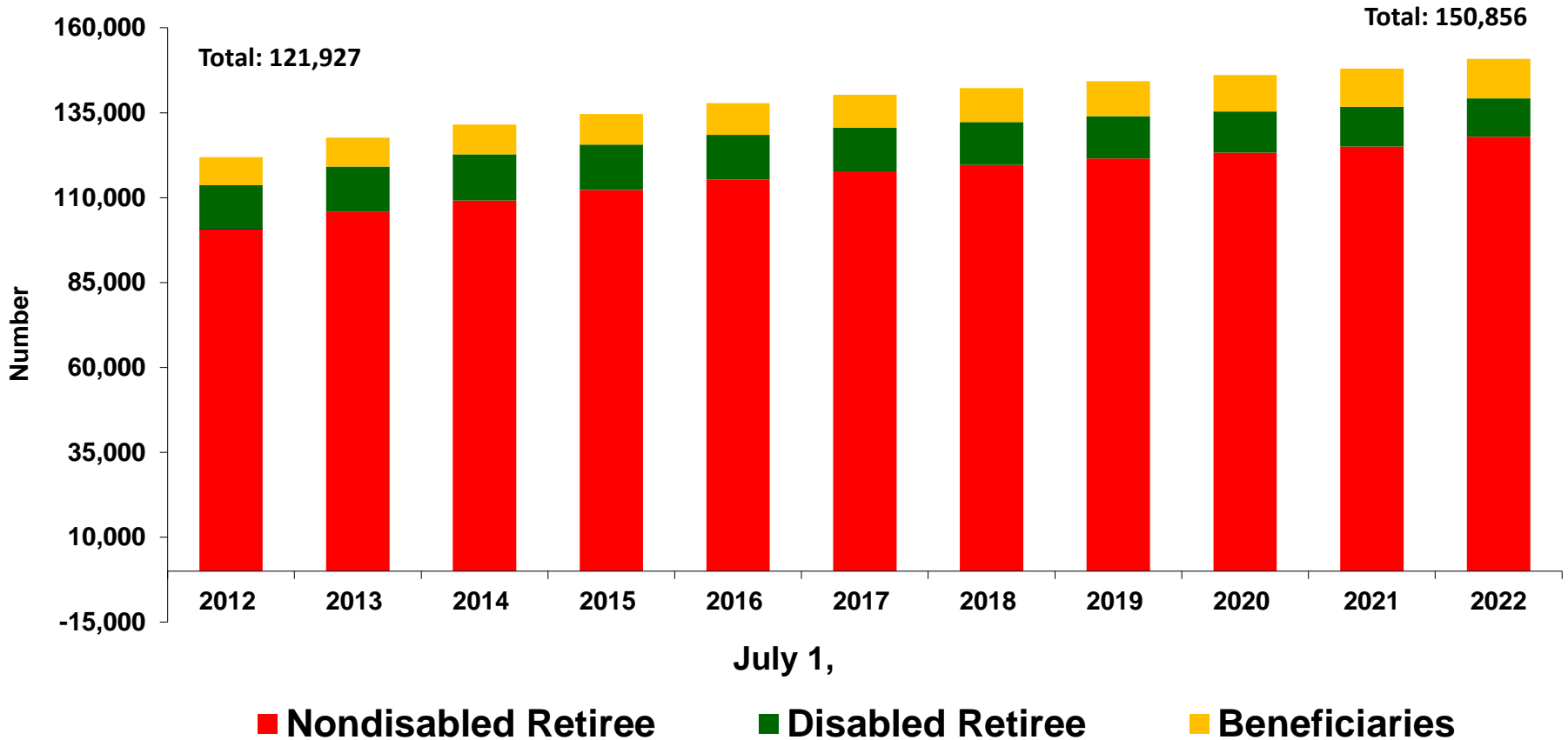
- Summary of Historical Membership Demographics
- 2022 Valuation Results
  - SCRS
  - PORS
- Projection Information for SCRS and PORS
- Impact of Funding Reform Enacted in 2017

# Contributing Membership - SCRS

Currently 56% of Active Members in SCRS are Class 3



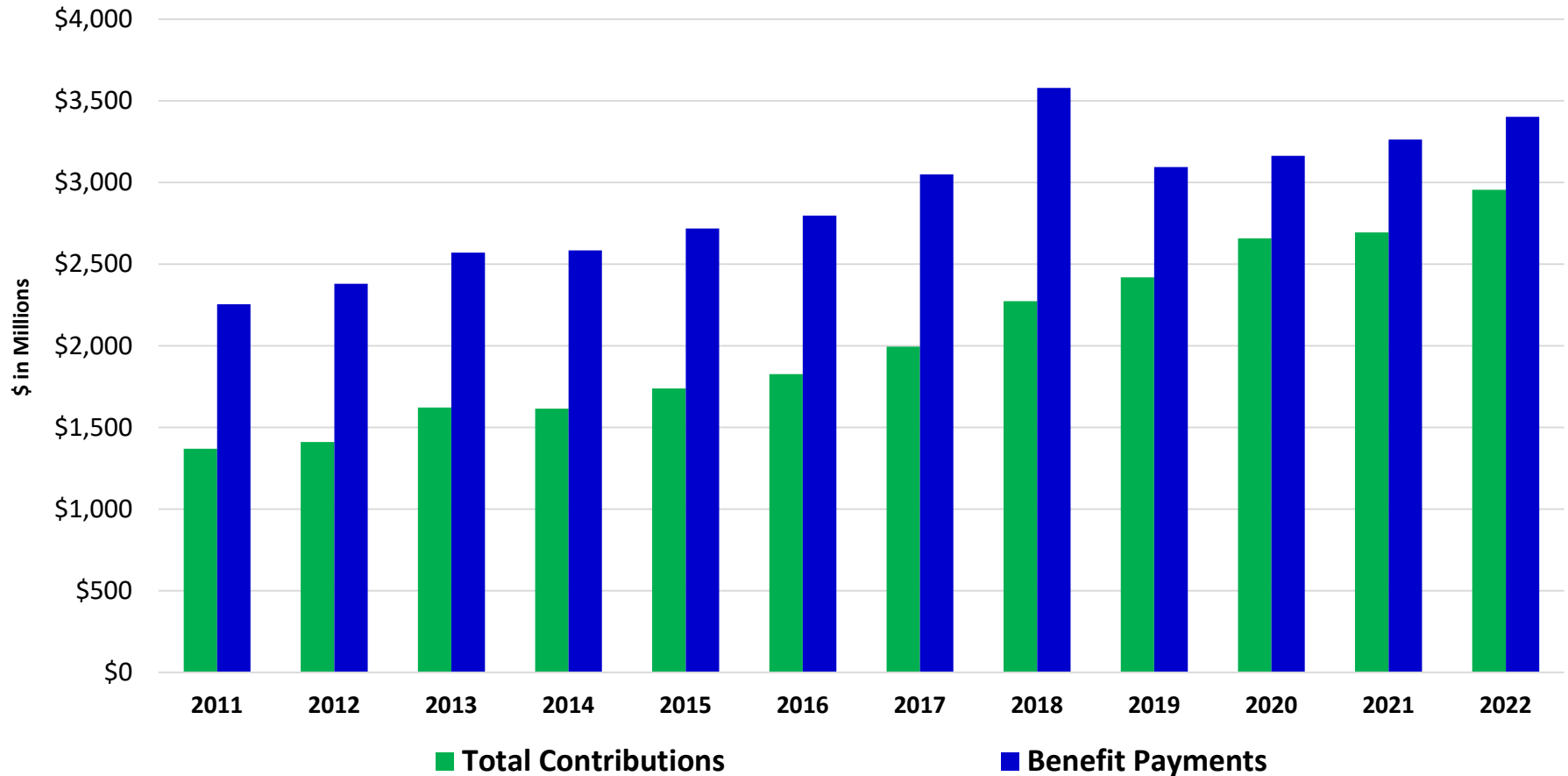
# Members Collecting a Benefit- SCRS





# Contributions and Benefit Payments - SCRS

## Total Contributions Vs Benefit Payments



---

# 2022 Valuation Results



# Summary of Changes Since the Prior Valuation

---

- -0.9% market investment return for FY 2022
  - \$3.2B less earnings than expected for SCRS
  - The valuation recognizes investment gains and losses over a 5-year period, so the FY 2022 investment loss was offset by deferred gains from FY2021
- Liability experience
  - Salary increases larger than assumed
  - \$0.4B loss for SCRS (0.7% of the total liability)
  - \$0.1B loss for PORS (2.3% of the total liability)
  - But, this also increases covered payroll, and future contributions, so the impact on the long term outlook is minimal

# Summary of July 1, 2022 Valuation Results – SCRS and PORS (\$ in millions)

Item	SCRS		PORS	
	2022	2021	2022	2021
(1)	(2)	(3)	(4)	(5)
Actuarial accrued liability	\$56,924	\$54,998	\$9,093	\$8,612
Actuarial (smoothed) value assets	<u>32,250</u>	<u>30,347</u>	<u>5,948</u>	<u>5,535</u>
Unfunded liability (UAAL)	\$24,674	\$24,651	\$3,145	\$3,077
Funded ratio	57%	55%	65%	64%
Member contribution rate	9.00%	9.00%	9.75%	9.75%
Employer contribution rate next FY	<u>18.56%</u>	<u>17.56%</u>	<u>21.24%</u>	<u>20.24%</u>
Total contribution rate	27.56%	26.56%	30.99%	29.99%
Calculated funding period (based on FY 2024 contribution rate)	17 Years	20 Years	16 Years	19 Years
Expected contributions (actual for prior year)				
Member	\$1,010	\$984	\$168	\$164
Employer	2,153	1,973	329	305

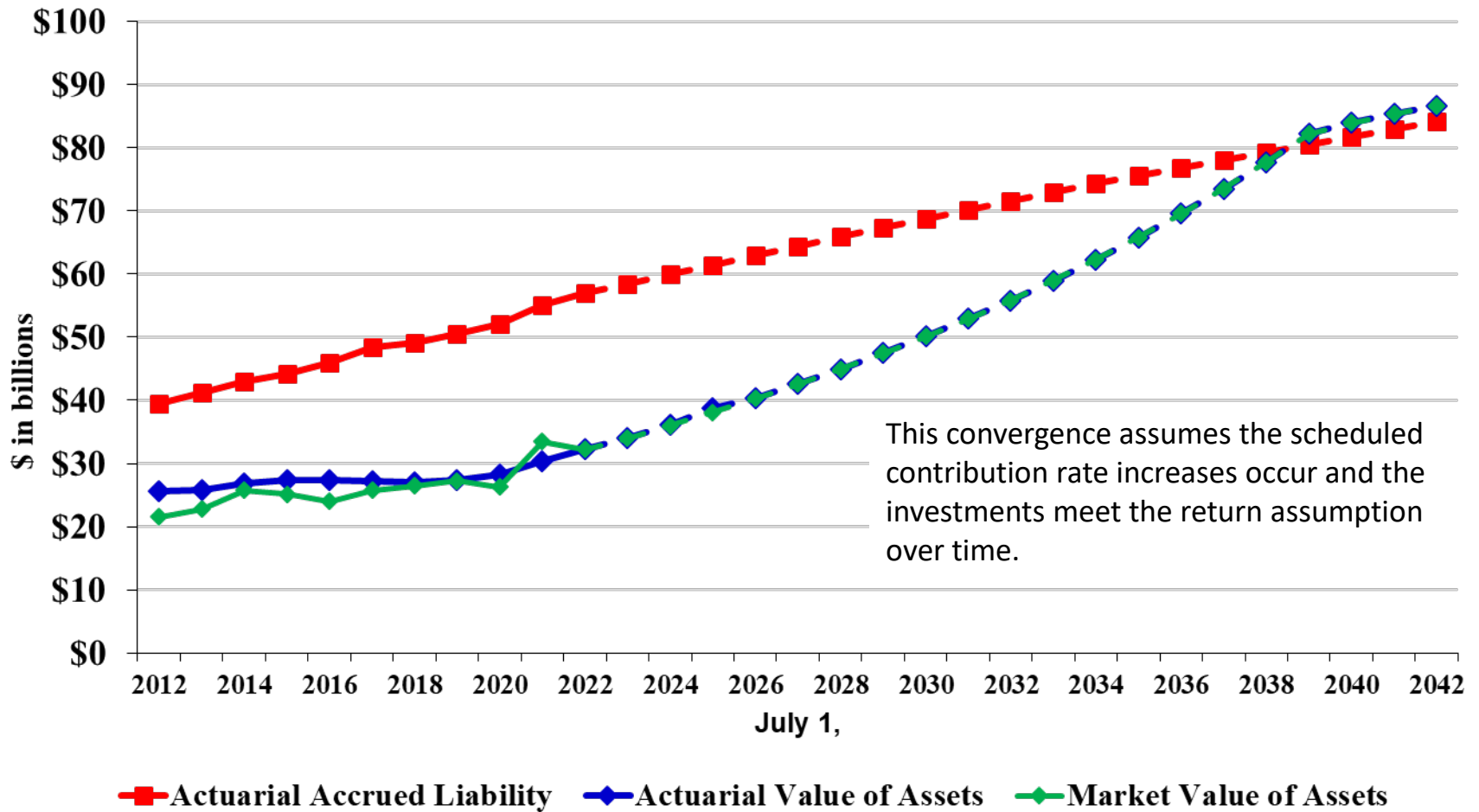


---

# Projection Information SCRS



# Historical and Projected Liability and Assets - SCRS



Projected information reflects all future scheduled contribution rate increases and is based on the actuarial assumptions used in the 2022 actuarial valuation.

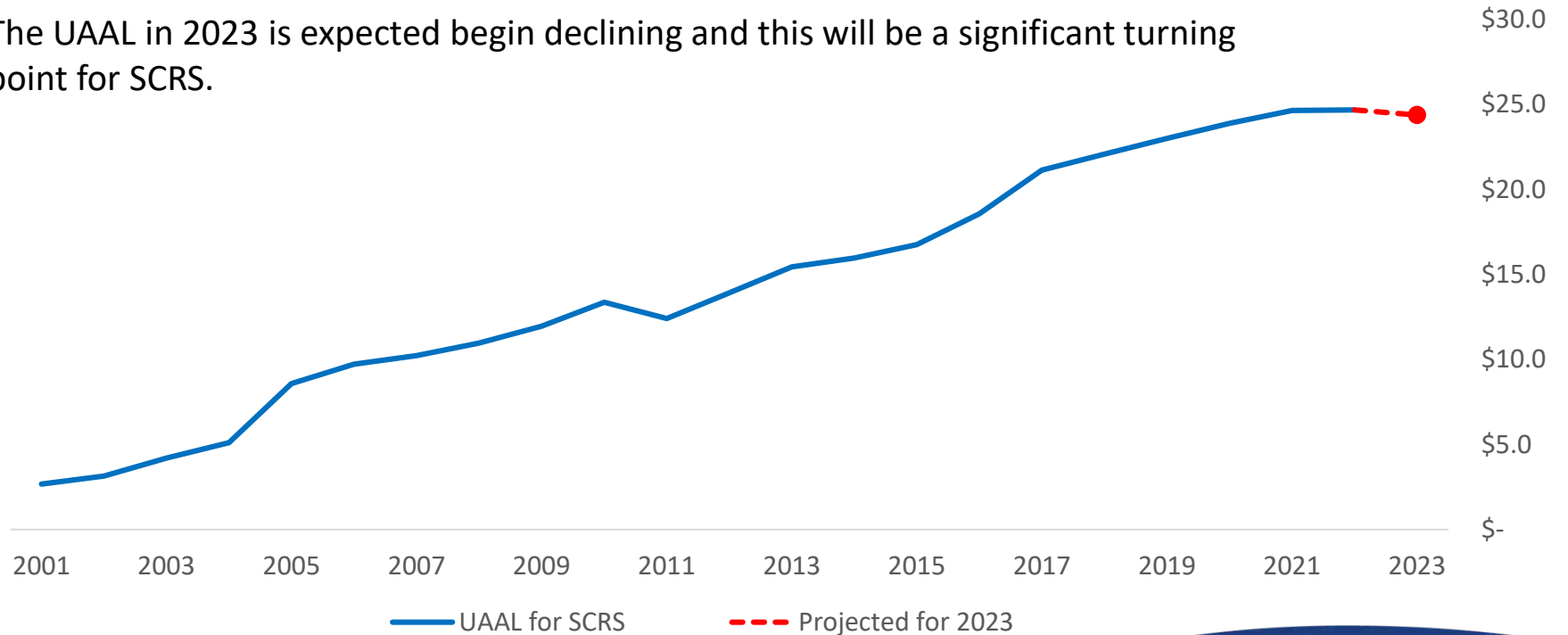


# History of UAAL for SCRS

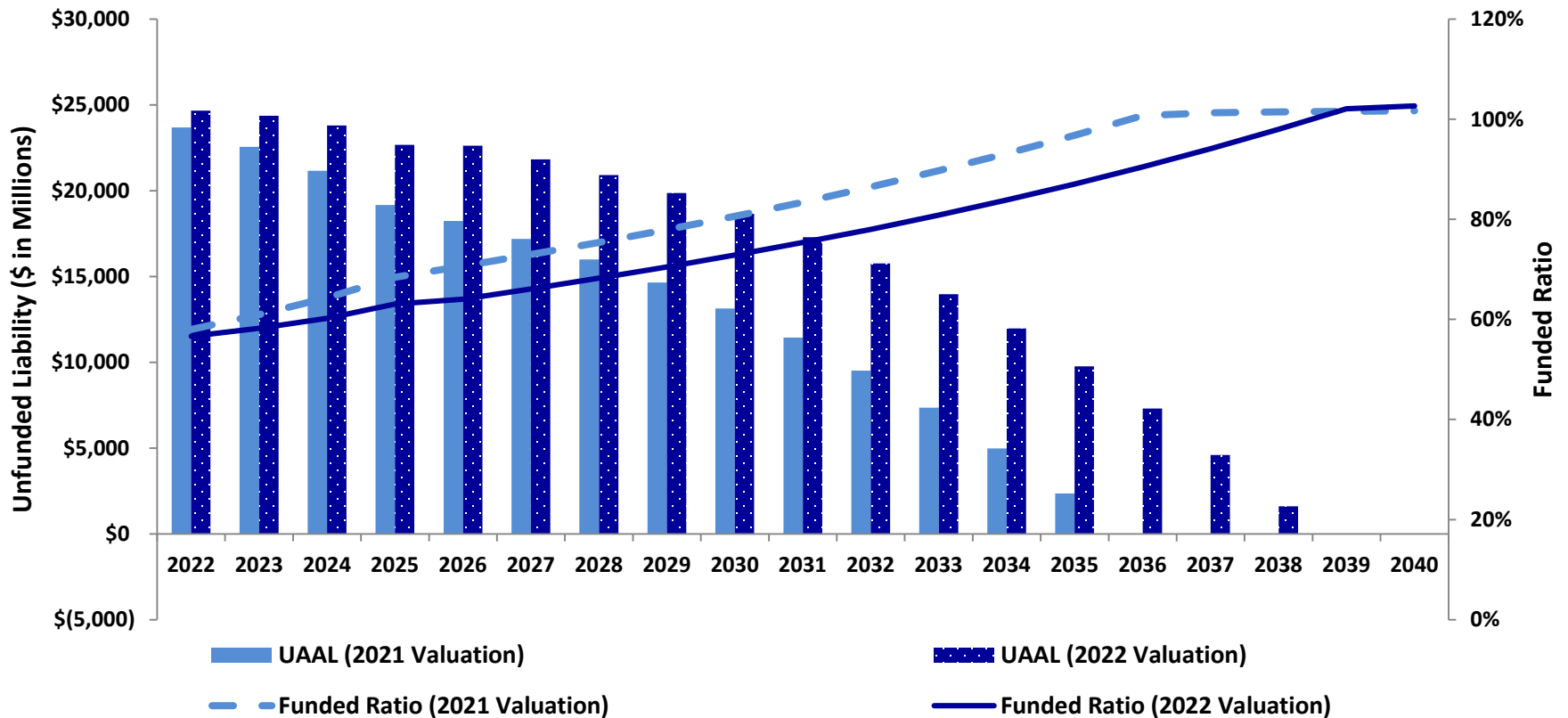
The UAAL has had an increasing trend since 2001.

The UAAL was expected to decline from 2021 to 2022, but the UAAL slightly increased due to larger than expected salary increases for active members

The UAAL in 2023 is expected begin declining and this will be a significant turning point for SCRS.



# Projected Unfunded Liability – SCRS 2022 Valuation Versus 2021 Valuation



The projection for 2021 and 2022 assumes next year’s scheduled contribution rate is in effect future years and the current actuarial assumptions are met (including a 7.00% return on market assets from the valuation date).





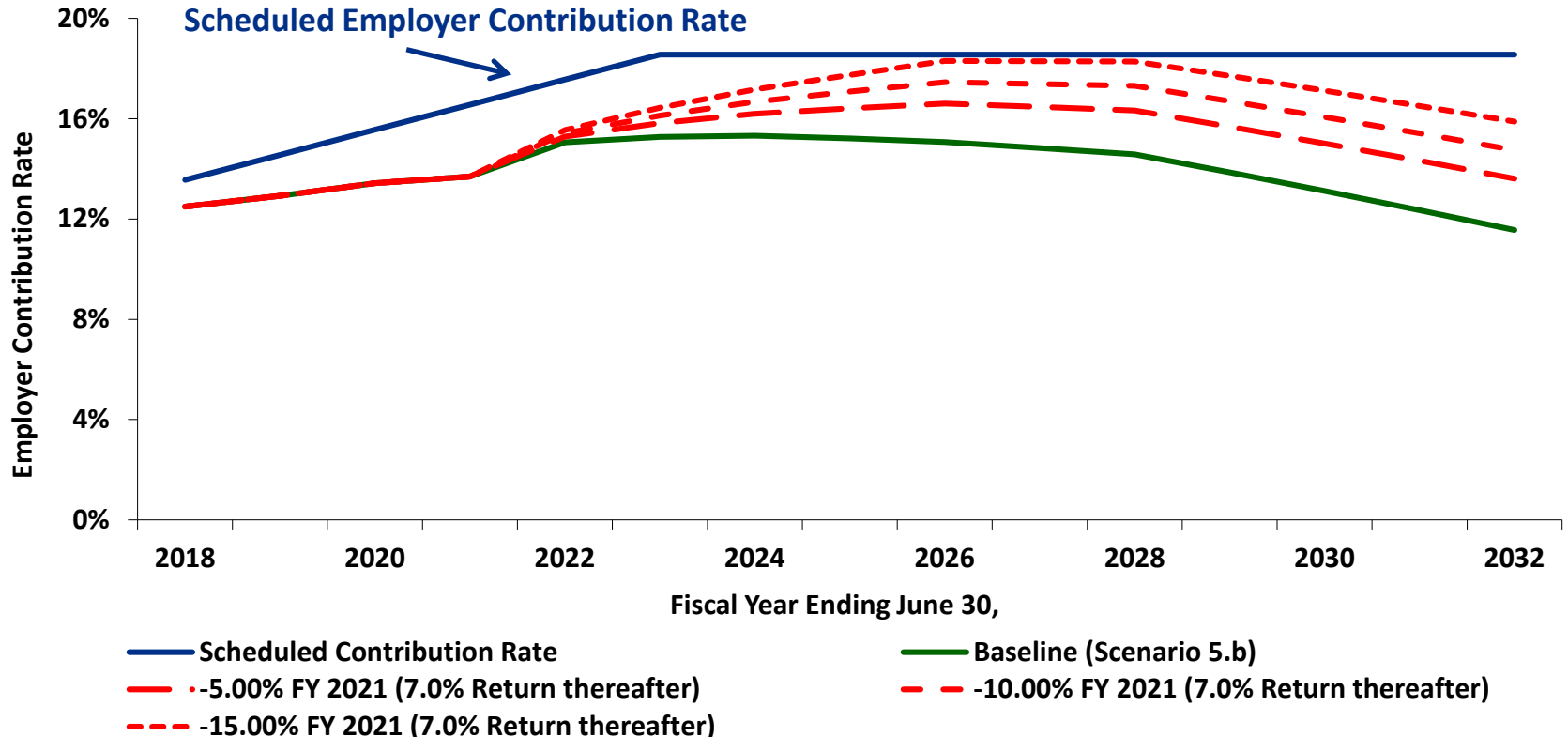
# Summary of 2017 Reform

## Retirement System Funding and Administration Act of 2017

---

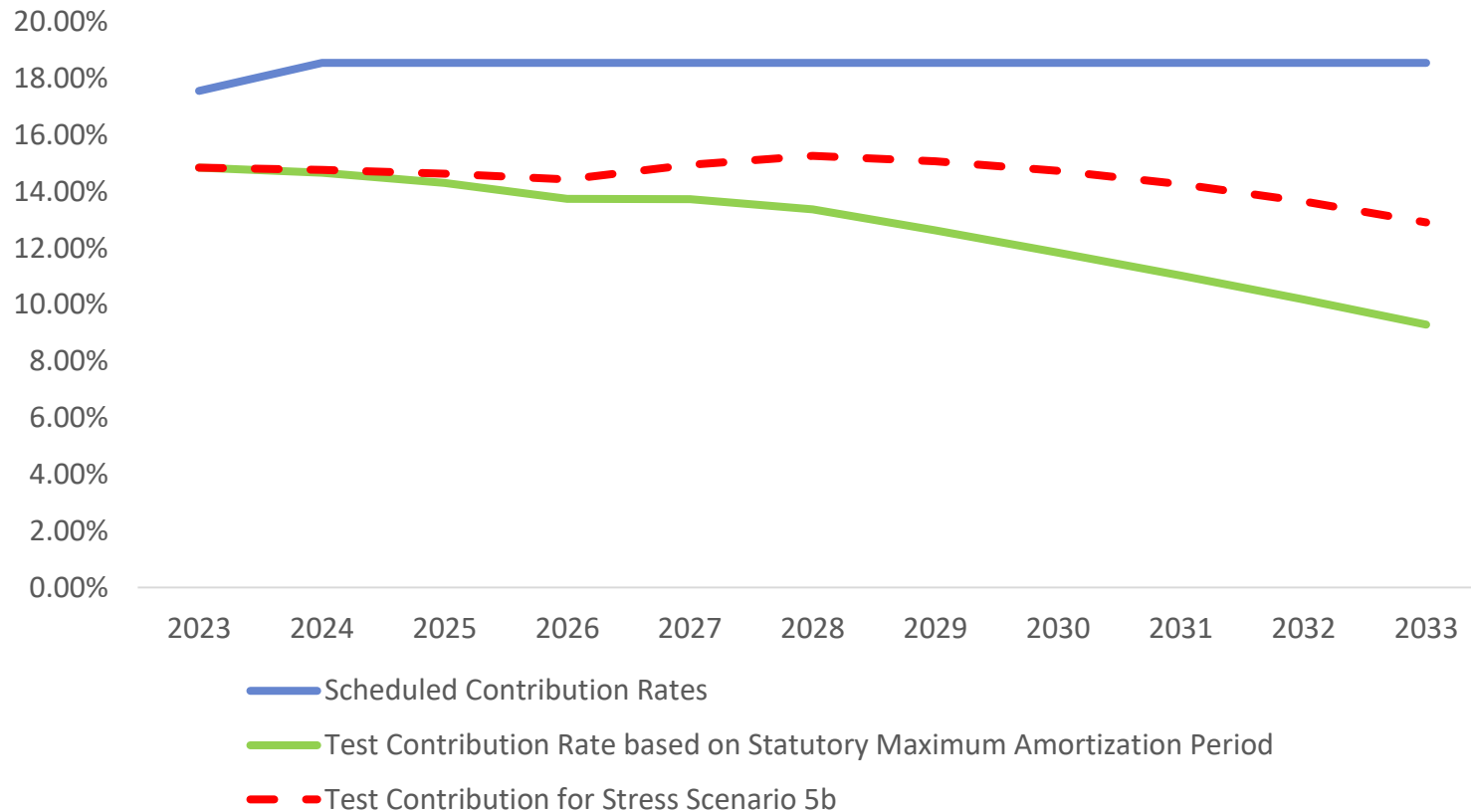
- Increase the employer contribution rate
  - SCRS: Increase the employer rate from 11.56% of pay in FY 2017 to 18.56% of pay in FY 2024
    - Member rate maintained at 9.00% of pay
  - PORS: Increase the employer rate from 14.24% of pay in FY 2017 to 21.24% of pay in FY 2024
    - Member rate maintained at 9.75% of pay.
  - Maximum funding period is 30 years in 2017 and decreases by one each year to a 20 year funding period in 2027 (maximum 20 year funding period thereafter)
- Reduced the assumed rate of return from 7.50% to 7.25%
  - General Assembly reduced the assumption to 7.00% in 2021

# Projected Contribution Rate for SCRS Analysis Performed in 2018



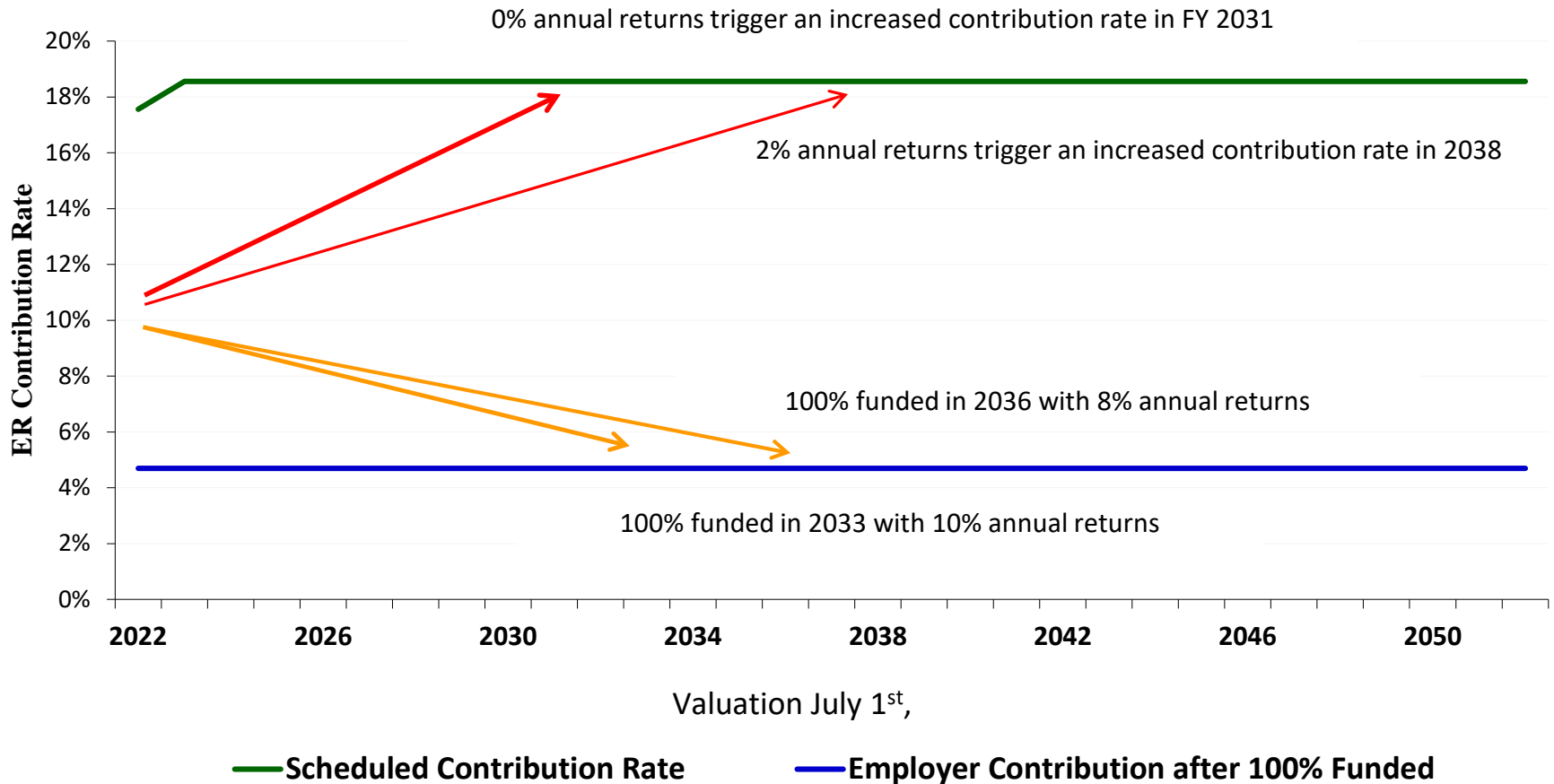
Note: Projection scenarios are based on the 2017 valuation, modeling the Scenario 5.b projection with a variation in emerging investment experience in the year 2021.

# Projected Contribution Rate for SCRS Analysis Performed in 2022



Scenario 5b: Emerging investment experience is 4.00% for each of the next five years and 7.00% each year thereafter.

# Test comparing multiple outcomes over different time horizons



# Projected Probabilities of Outcomes

	2022 Valuation	2021 Valuation	2020 Valuation (New Assumptions)
Probability greater than 80% funded ratio in 2030	42.0%	52.4%	32.0%
Probability greater than 90% funded ratio in 2040	53.9%	56.2%	48.3%
Probably UAAL smaller than Current in 5 Years	62.8%	78.0%	37.2%
Probably UAAL smaller than Current in 10 Years	68.0%	75.6%	52.5%
Probability contributions required to exceed 18.56% at some point (funding period exceeds 20 years)	22.2%	17.9%	39.1%

Current Funded Ratio is 57%

Simulations from both years use 7% expected geometric return with a 14.8% annual standard deviation



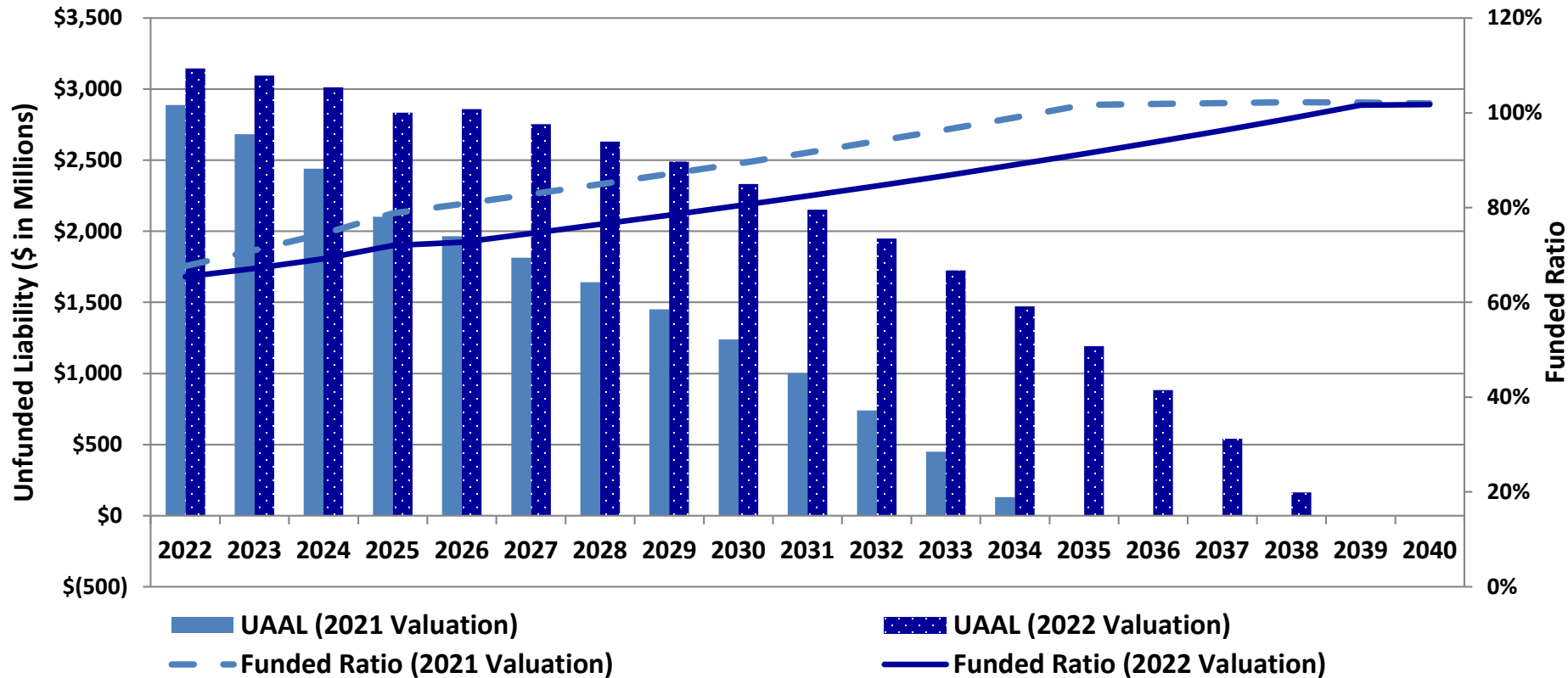
---

# Projection Information PORS



# Projected Unfunded Liability – PORS

## 2022 Valuation Versus 2021 Valuation



The projection for 2021 and 2022 assumes next year’s scheduled contribution rate is in effect future years and the current actuarial assumptions are met (including a 7.00% return on market assets from the valuation date).



# Summary

---

- The phase-in the long-term contribution rate for SCRS and PORS will be attained next year
- The funded ratio is projected to begin to increase and the UAAL to begin to decrease for both Systems
- It is highly likely the 18.56% employer contribution rate will satisfy the 20 year maximum amortization period in Statute
- Recommendation is to stay the course and give the strategy time to achieve its objectives

# Disclaimers

---

- This presentation is intended to be used in conjunction with the actuarial valuations as of July 1, 2022. This presentation should not be relied on for any purpose other than the purpose described in the valuation report.
- This presentation shall not be construed to provide tax advice, legal advice or investment advice.

# Delegated Investments (November 30, 2022 to March 1, 2023)

Asset Class	Investment	Investment Amount	Closing Date
Private Credit	GoldenTree Loan Management III	\$75 M	November 30, 2022
Private Credit	Fortress Lending Fund III	\$50 M	December 1, 2022
Private Equity	Gemspring Capital Fund III	\$50 M	January 20, 2023
Private Equity	Hg Mercury 4	Up to €30 M	February 15, 2023
Private Equity	Alpine Investors IX	Up to \$50 M	February 28, 2023